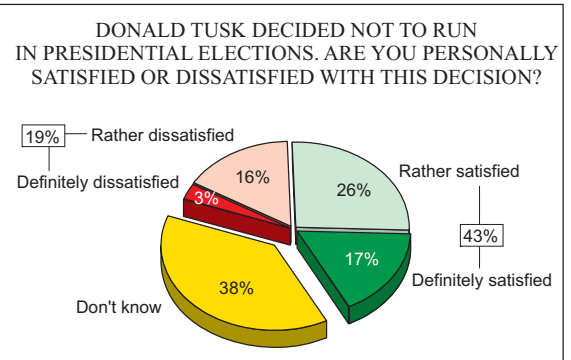


**CONTENTS:**

- DONALD TUSK'S DECISION NOT TO RUN IN PRESIDENTIAL ELECTIONS
- MOBILITY AND FAVOURITE MIGRATION DESTINATIONS
- OPINIONS ABOUT HEALTHCARE
- ECONOMIC, SOCIAL AND CULTURAL ACTIVITY IN 2009

## DONALD TUSK'S DECISION NOT TO RUN IN PRESIDENTIAL ELECTIONS

Prime Minister Tusk, the expected presidential candidate of the Civic Platform, announced that he would not run in the oncoming elections, even though he was leading in opinion polls. Explaining his decision, he said that the power of the President's office was limited, and he wished to retain a real influence on Polish policy. It came as a surprise to the society and many political commentators, but it seems that the Poles were convinced by this justification. It is seen as a mark of his responsibility for the country and of not seeking political self-interest. Over two fifths of respondents (43%) believe he was right to withdraw from the race, and 19% thought he was wrong.



The approval of Donald Tusk's decision and his arguments resulted in the rise of public support for the Prime Minister, the Government and his party - the Civic Platform, which fell after the last year's "gambling scandal". The "gambling scandal" concerned some Civic Platform politicians and members of the Government, dismissed after the scandal, who were accused of supporting the gambling lobby. Public support for the Civic Platform rose from January to February from 38% to 43% and the ratings of its main rival - the Law and Justice - fell from 24% to 19%. The rise in the support for the Government was already visible in January, and in February

the support continued to grow. Presently, 38% of respondents support the Government - 2 point growth compared to January and 7 point growth compared to December, and 29% are its opponents - 5 point fall in the last month. The support for the Prime Minister is more pronounced - 47% of respondents are satisfied that Donald Tusk is the head of the Government - 4 points more since January and 10 points more since December. In the last month, the number of people dissatisfied with Donald Tusk fell by 4 points (it is now 39%) and in comparison with two months ago it fell by 6

PUBLIC OPINION  
RESEARCH CENTER  
- CBOS -

4a Żurawia  
00-503 Warszawa  
POLAND

Ph: (48 22) 629 35 69  
(48 22) 628 37 04  
(48 22) 693 46 91

Fax: (48 22) 629 40 89

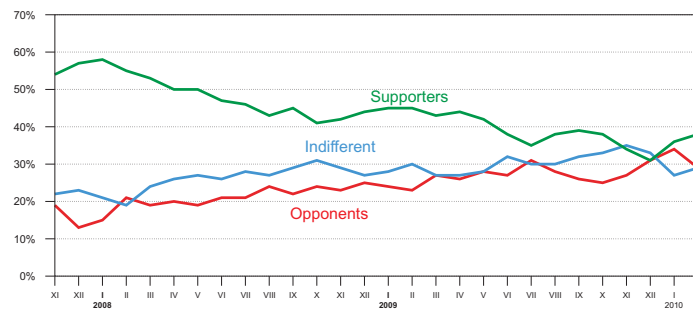
E-mail: sekretariat@cbos.pl  
<http://www.cbos.pl>

Editor:  
Beata Roguska

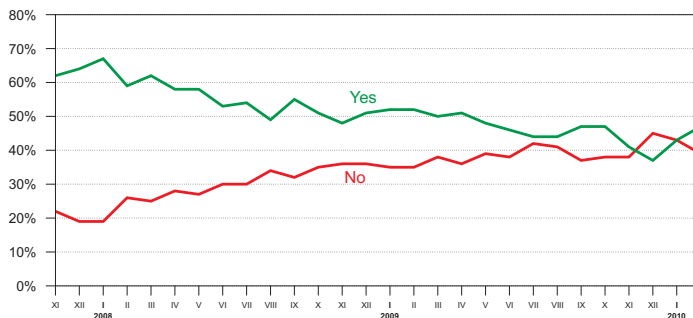
Translated by  
Michał Wenzel

© COPYRIGHT BY CBOS 2010  
ALL SOURCES MUST BE CREDITED  
WHEN ANY PART OF THIS  
PUBLICATION IS REPRODUCED

ATTITUDE TO DONALD TUSK'S GOVERNMENT



ARE YOU SATISFIED THAT DONALD TUSK IS THE PRIME MINISTER?



„Don't know" was omitted.

points. It may be concluded that, after two years in office, the ratings of Donald Tusk himself, the Government and his party remain on a high level.

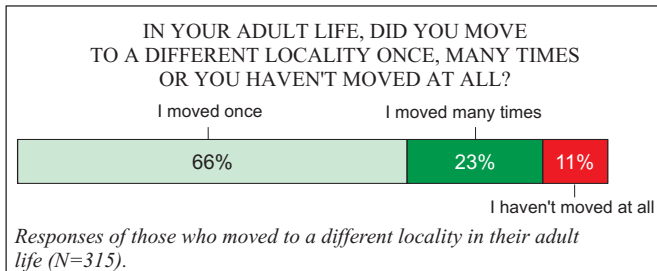
More information about this topic can be found in CBOS report in Polish: "Poles about the decision of Donald Tusk and other potential candidates of Civic Platform in presidential elections", "Party support in February", "The rise in the Government's ratings", February 2010. Fieldwork for national sample: February 2010, N=1021 and N=958. The random address sample is representative for adult population of Poland.

## MOBILITY AND FAVOURITE MIGRATION DESTINATIONS

Poles are not very mobile. The vast majority (65%) live in the locality they come from or where they spent most of their adult life. The greater part of the remaining 35% moved to localities within their province, prevalingly not further than 50 kilometres away from their previous place of residence.



The majority of people who do not come from the locality they currently live in moved only once in their lives. Those who moved many times to different localities in their life comprise less than one fourth of migrants. Every ninth migrant declares that he/she moved to a different place when still a child or a teenager.

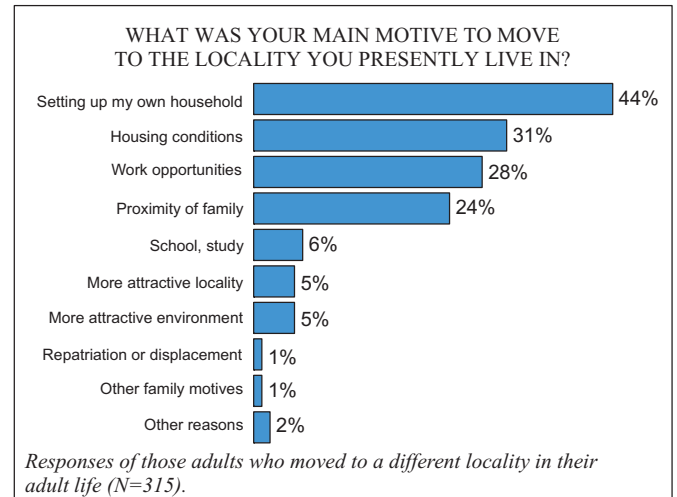


Migration trends reflect urbanisation processes in Poland. The majority of respondents who moved in their adult life, migrated to a more populated locality. Almost a quarter moved to a smaller town or village, and about one sixth migrated to a comparably populated locality.

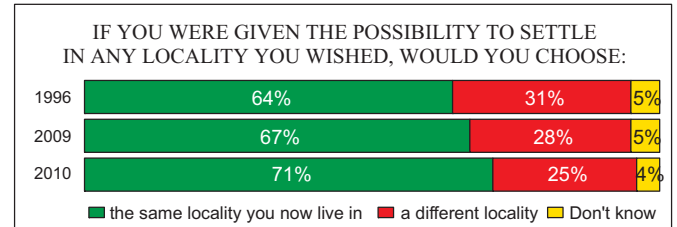


The most frequent motive for moving is becoming independent of one's parents (including moving to start a family) - 44%. Fewer people (31%) said

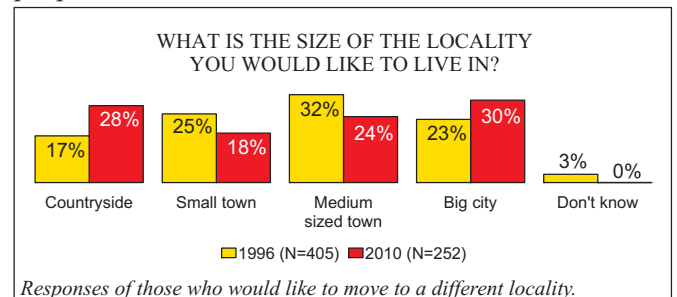
that housing conditions was one of their motives for moving. Migrating to a different locality was also influenced by the respondent's or their family's work opportunities (28%) and by the desire to move closer to their family's locality (24%). Other reasons were: school or studies (6%), more attractive neighbourhood (5%) and environment (also 5%). The respondents sporadically mentioned repatriation (1%), other motives connected with family (1%) and other reasons (2%).



Every fourth adult Pole (25%) declares he/she would like to move to a different locality. It is less by 3 percentage points than last year and 6 percentage points less than fourteen years ago.

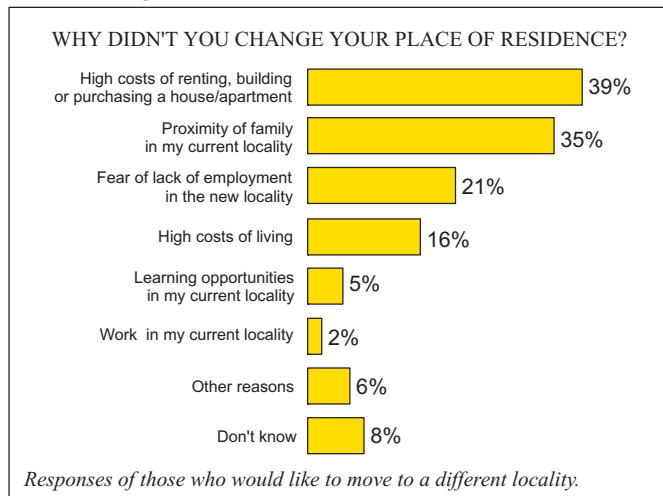


Those who wished to move to a different locality were prevalingly interested in migrating either to a big city or to the countryside. People's attitude towards the place of their living has greatly changed in the last fourteen years. The attractiveness of countryside has grown very much, and the attractiveness of settling in a big city has grown less distinctly. There were fewer people attracted to small and medium sized towns.



Those who expressed a wish to move to a different locality said that the main reasons preventing

them from migrating are high rental costs, high costs of building or purchasing a house or an apartment (39%). Nearly as frequently mentioned reason (35%) preventing the migration was the proximity of family in their current locality. The respondents feared lack of work opportunities in the new place of residence and increased costs of living in a more attractive locality less frequently (21% and 16% respectively). It is highly probable that the last fear refers to big cities where living costs are highest. Least often mentioned reasons were current study or work. For those who mentioned study as the reason preventing them from moving, it is likely that migration will follow graduation.

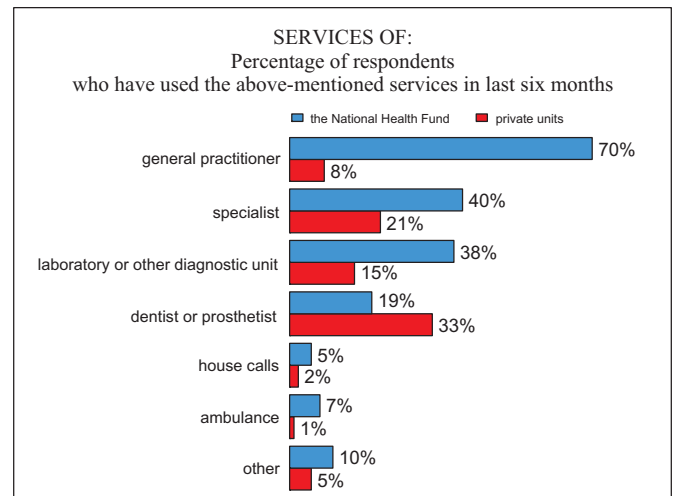
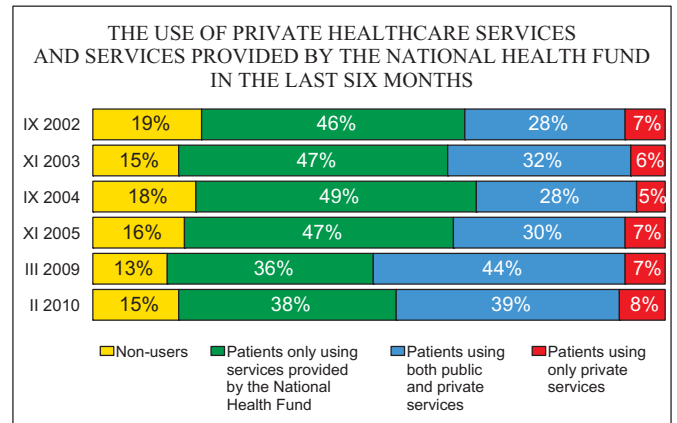


More information about this topic can be found in CBOS report in Polish: "Mobility and favourite migration destinations", March 2010. Fieldwork for national sample: February 2010, N=1021. The random address sample is representative for adult population of Poland.

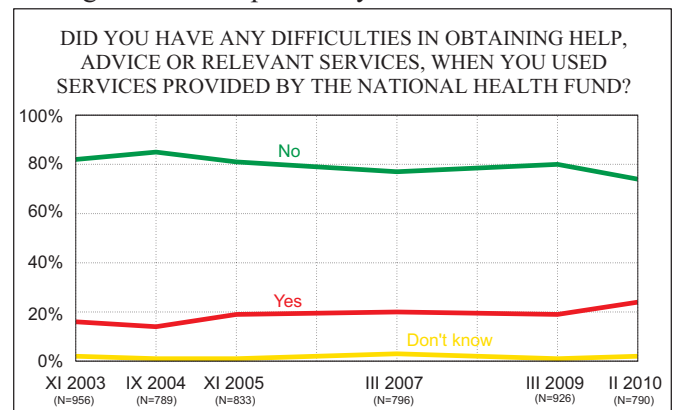
## OPINIONS ABOUT HEALTHCARE

In the last six months, 85% of Poles used medical services, out of which 38 % used only the services provided by the National Health Fund (NFZ). Almost the same number of respondents (39%) used both private healthcare services and went to providers who had signed contracts with the National Health Fund (mostly public units). Only one eighth of respondents (8%) used exclusively private healthcare services. Since 2005, the percentage of people who use private healthcare services (regardless of whether they use services provided by public health insurance as well) has increased significantly.

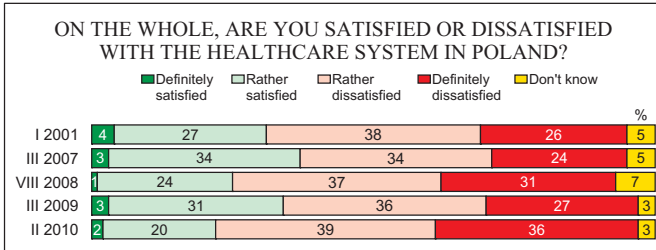
In the last six months, patients have most frequently visited their general practitioner. House calls and ambulance were called on sporadically. Except for dentists and the prosthetists, private services were used evidently less often than the services provided by the National Health Fund.



Almost a quarter of patients who in 2009 used healthcare services provided by the National Health Fund, declared they had some problems with obtaining help, advice or using relevant services. The percentage is much greater than in previous years.



On the whole, people do not have a high opinion about the healthcare system in Poland and three quarters of them (75%) are dissatisfied with it. Among those dissatisfied, over one third are definitely dissatisfied (36%). Only 22% of respondents express satisfaction. In comparison to 2009, the percentage of those dissatisfied with the healthcare system rose by as much as 12 points and the number of those satisfied with it fell also by 12 points.



More information about this topic can be found in CBOS report in Polish: *"Healthcare system"*, February 2010. Fieldwork for national sample: February 2010, N=1021. The random address sample is representative for adult population of Poland.

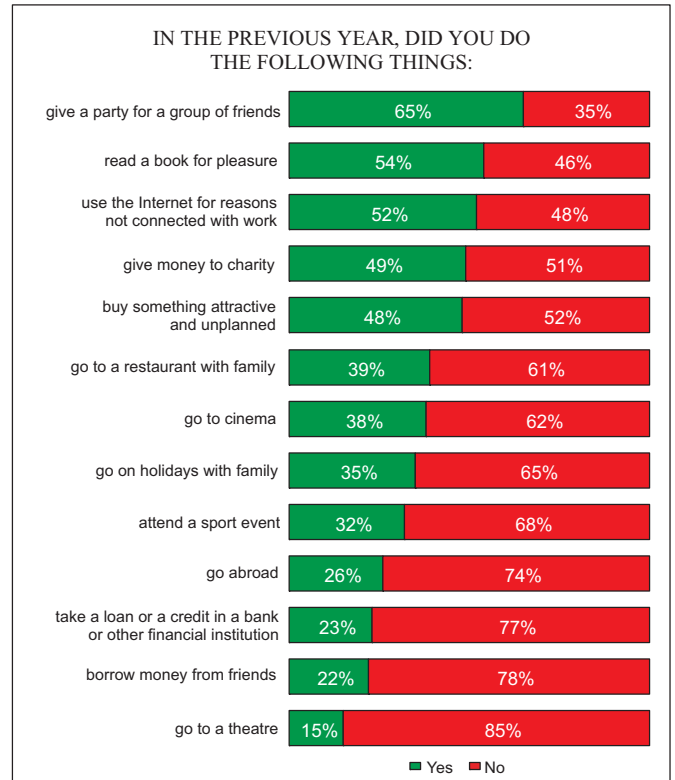
## ECONOMIC, SOCIAL AND CULTURAL ACTIVITY IN 2009

The year 2009 was the time of economic crisis in Europe and in the world. Even though Polish economy grew, people were more disposed to limit their expenses rather than to spend. Expenses on unnecessary goods were cut most visibly. Poles were less willing to take loans or credits and, at the same time, it became more difficult to get them.

The number of people who went with their families to restaurants (39%) decreased by 7 points compared with 2008. Slightly fewer people went with their families on holidays (35%) - the figure fell by 3 points. The number of people who went to the theatre (15%) also fell by 3 points. The percentage of people who attended sport events fell by 5 points (32%) and, in comparison to 2008, fewer Poles declared they went abroad in the previous year (the number fell from 30% to 26%). The percentage of respondents who declared they gave money to charity (49%), took a credit or a loan in some financial institution (23%) or borrowed money

from friends (22%) fell by 5 pct. points. The number of Poles who admitted buying something attractive and unplanned (49%) fell by 4 points, which may be the proof of more cautious management of money.

However, in comparison to 2008, the percentage of Poles who gave a party for a group of friends, went to a cinema, read a book for pleasure or used the Internet for reasons not connected with work remained stable.



More information about this topic can be found in CBOS report in Polish: *"Economic, social and cultural activity of Poles and their personal experiences in 2009"*, February 2010. Fieldwork for national sample: February 2010, N=1021. The random address sample is representative for adult population of Poland.

### In addition to the reports referred to above, the following have been published recently (in Polish):

- ◆ Interest in Winter Sports
- ◆ Poles About Presidential Election
- ◆ Charity in Poland
- ◆ Activity of the Poles in Civic Organizations in the Years 1998-2010
- ◆ Interest in Vancouver Winter Olympics and Chances of Polish Representation for Medals
- ◆ Opinions About President, Parliament, ZUS, OFE, and NFZ Trust in Politicians in February

For more information on CBOS services and publications please contact:

CBOS POLAND  
4a, Żurawia, 00-503 Warsaw  
Phones: (48 22) 629 35 69, 628 37 04  
Fax: (48 22) 629 40 89

e-mail: sekretariat@cbos.pl  
http://www.cbos.pl

Yearly subscription rate for "Polish Public Opinion" is 80 USD

Circulation: 70 copies

CBOS expertise in providing professional, accurate and timely research has made us the leading authority in political, social and consumer research in Poland.