

## CONTENTS

### Political party preferences in May

### Public image of Beata Szydło, Polish prime minister

### Surveillance on the internet

### Unemployment in 2016

## IN ADDITION

TO THE REPORTS REFERRED TO ABOVE, THE FOLLOWING HAVE BEEN PUBLISHED RECENTLY (IN POLISH):

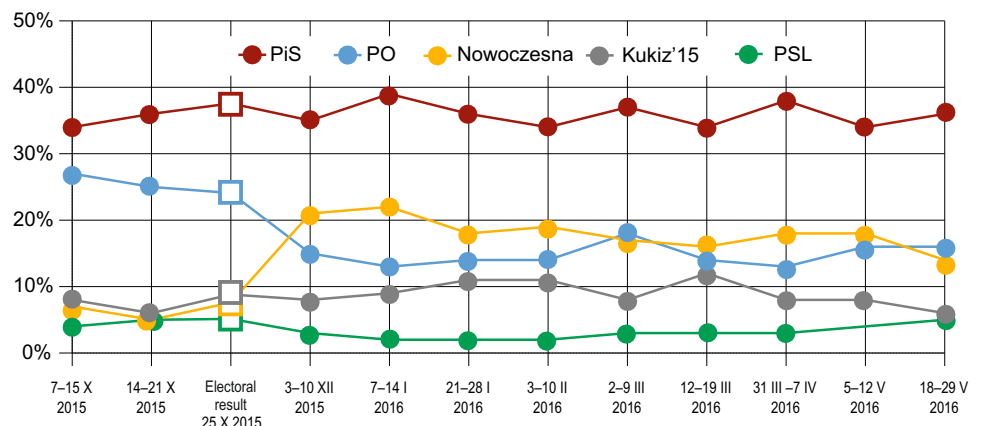
- Acceptability of Abortion in Various Circumstances
- Party Preferences in May
- Opinions about Public Institutions
- Drop in the Government Ratings
- Social Moods in May
- Trust in Politicians in May
- Tax Returns 2015
- Attitudes towards Refugees after the Announcement of the European Commission's New Proposal on Reforming European Asylum System

## Political party preferences in May

If parliamentary elections were held in the second half of May, all five political groupings now represented in the Sejm would re-enter it. Law and Justice (PiS) remains the leader in the ranking of support, with 36% of potential voters declaring the intention to vote for this party. The second is Civic Platform (PO), with 16% of declared vote. A slightly smaller proportion (14%) would like to vote for the candidates of the Modern Party (Nowoczesna – Ryszard Petru), which means that its support is now at the lowest level since the elections. The fourth in ranking is the committee named Kukiz'15, supported by 6% of potential voters. The last party above the electoral threshold is the Polish Peasant Party (PSL), with 5%. The other groupings are below the threshold. Alliance of the Democratic Left (SLD) would be supported by 4% of the electorate, while Together (Razem) and KORWiN each get 3%. A sizeable group (11% of declared voters) do not have clear party preferences.

Recent declarations of a vote in hypothetical elections indicated that, in general, the distribution of preferences determined after last elections remains stable. Support for the governing party remains at the level it received in last year's vote. In spite of many controversies generated by the actions of PiS (e.g. related to the Constitutional Tribunal), Poles appreciate the fulfilment of electoral promises, such as the Family 500+ program started in April 2016, which provides financial support for families with children in order to increase the number of childbirths. The support for PO remains at a lower level than its last electoral result. On the other hand, Nowoczesna has a better rating. Kukiz'15 has recorded a decrease in support, while PSL has recovered from the post-electoral trough and it would have a chance to be represented in the Sejm again.

### Support for political parties



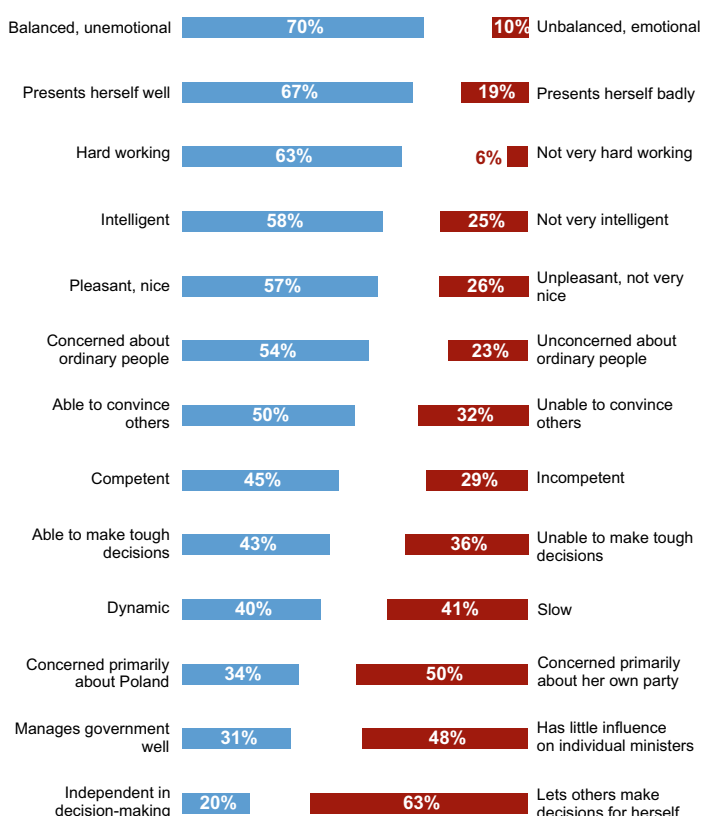
Responses of people who declare participation in hypothetical elections to the Sejm (N=537)

More information about this topic can be found in CBOS report in Polish: "Party Preferences in the Second Half of May", May 2016. Fieldwork for national sample: May 2016, N=932. The random address sample is representative for adult population of Poland.

## Public image of Beata Szydło, Polish prime minister

After half a year of performing the office of prime minister, Beata Szydło is perceived relatively well by the society. She has a positive image as a person but her evaluation as the head of government is worse. Her personal traits, independent of her function, but no doubt useful for a prime minister, received the highest ratings. The most people (70%) believe that Beata Szydło is balanced and does not get carried away by emotions. Over two-thirds of Poles (67%) share the opinion that she has good appearance. Almost two-thirds of respondents (63%) think that Beata Szydło is hard-working and devotes a lot of time and effort to her work. Considering the small size of the proportion of people expressing the opposite opinion, it is prime minister's strongest asset. The majority of respondents agree that Beata Szydło is intelligent (58%) and pleasant, nice (57%). The evaluation of her resolve in actions is less clear-cut: the proportion of respondents who think she is dynamic (40%) is the same as the number of people who think she is too slow (41%). The majority of Poles appreciate social competence of the prime minister: most respondents (54%) believe that she understands the concerns of common people and cares about them. Half of respondents (50%) think she is persuasive.

### Opinions about Beata Szydło



Responses "neither attribute describes her" and "don't know" omitted

Beata Szydło is most heavily criticised for the way she handles the government. Although a large number of people think she is competent, knows her job (45%) and is able to face the most important challenges (43%), almost half (48%) believe that she has limited influence on individual ministers and almost two-thirds (63%) share the opinion that she is not independent in decision-making. Lack of independence is the weakest side of the prime minister.

Another criticism frequently levelled at representatives of the political elites also concerns the current prime minister: half of respondents (50%) think that she cares about the interests of her party, rather than the country as a whole.

More information about this topic can be found in CBOS report in Polish: "The Image of Prime Minister Beata Szydło", May 2016. Fieldwork for national sample: May 2016, N=1100. The random address sample is representative for adult population of Poland.

## Surveillance on the internet

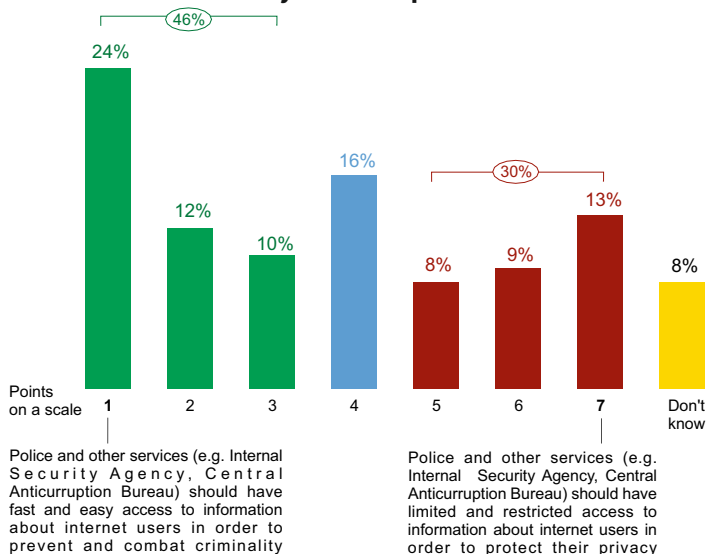
In February, laws on police and other services (such as Internal Security Agency, Central Anticorruption Bureau, tax services control, Customs Service) have been amended in what is commonly called surveillance bill. The most controversial changes concern access to data on the internet use. Previously the police and other services could access them by issuing a written request to internet providers. Now they have easy and fast access by means of a special internet connection without any need to contact internet providers. Court control of validity of sourcing and using data will occur ex post.

When faced with a choice between, on the one hand, increased possibilities for internet surveillance for the police and other services in order to combat crime and, on the other hand, decreased control of online communication to protect users' privacy, Poles usually choose the first option (46% v. 30%).

Views on that issue are differentiated by age to the largest extent. Limiting the possibility for surveillance by the police and other services is advocated most by the young respondents, in particular by the 18-24 age group, which is one of the few segments of the population in which this attitude prevails. This is probably related to the fact that they have an almost universal presence online, spend more time on the internet than older users and use more functionalities and services offered online. Thus, stricter control of the internet may seem more intrusive for them than for older and less active users. It is worth noting that,

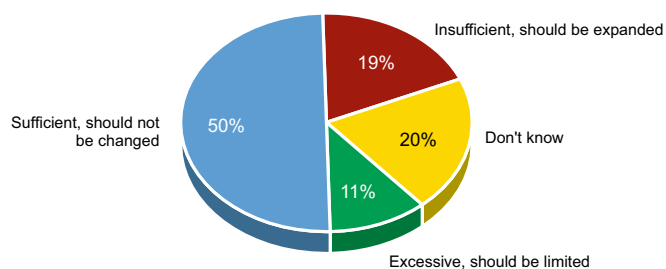
while internet users are slightly more sceptical of surveillance than non-users, they nevertheless predominantly support easier access for the police and other services to internet data in order to combat criminality (42% for, 35% against).

### Which view is closer to your own opinion?



Regardless of whether they have heard about the new regulations, half of respondents think that current possibilities for the police and other services to gather information about internet use are sufficient. The others believe slightly more often that they are too limited and should be expanded (19%) rather than considering them as excessive and in need of limiting (11%).

### Are possibilities for the police and other services (e.g. Internal Security Agency, Central Anticorruption Bureau) to gather information about internet users...

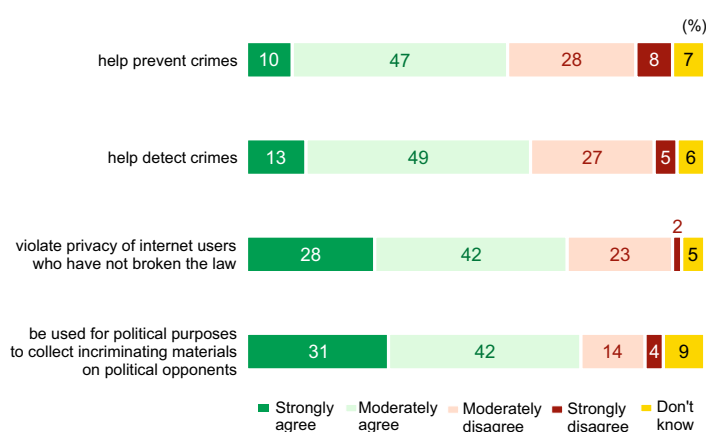


Over half of Poles (54%) have never heard about the amendment to laws regulating the access of the police and other services to the internet data. A quarter (27%) have heard something but are not sure about the substance of the changes, while one-fifth (19%) have some knowledge about this issue.

Respondents familiar with the changes in access of the police and other services to the online data expect them to have both positive and negative consequences. The opinions about the latter category are more uniform. Over

half of respondents in this group (57%) expect the new regulations to facilitate crime prevention, while 62% hope for better crime detection. Seven-tenths of this group of respondents (70%) are afraid that easier access to internet data for the police and other services will violate the privacy of internet users who have not broken the law while three-quarters (73%) think that the new law will be abused for political purposes, i.e. will be used to gather incriminating material on political opponents.

### Do you agree that the new possibilities for the police and other services (e.g. Internal Security Agency, Central Anticorruption Bureau) to gather information about internet users will...



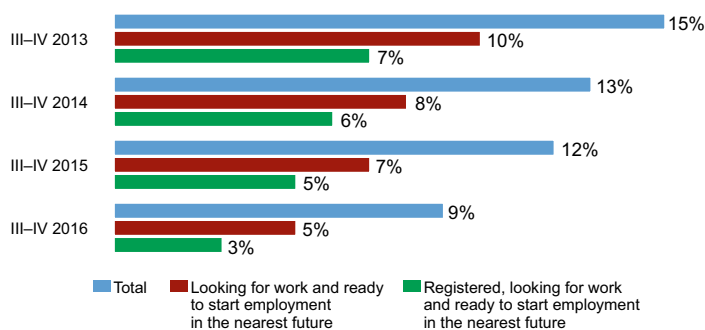
Responses of people who have heard about the amendment and are familiar with it (N=204)

More information about this topic can be found in CBOS report in Polish: "Internet Surveillance", May 2016. Fieldwork for national sample: April 2016, N=1104. The random address sample is representative for adult population of Poland.

## Unemployment in 2016

According to official statistics unemployment is falling in Poland. In April 2016 unemployment was registered at 9.5%, while a year ago it was 11.1%, two years ago it was 13% and three years ago it was 14%. The improvement on the labour market noted by the Central Statistical Office (GUS) is also reflected in CBOS surveys. Based on declarations, the level of unemployment decreased last year. Unemployment concerns 21% of households, while 9% of adult Poles self-describe as unemployed. However, only 5% do not work, but are actively looking for work and are ready to take a job. The percentage of unemployed is even lower (3%) if registration in the employment office is included as a criterion. According to declarations only half of the self-declared unemployed are registered in the employment office.

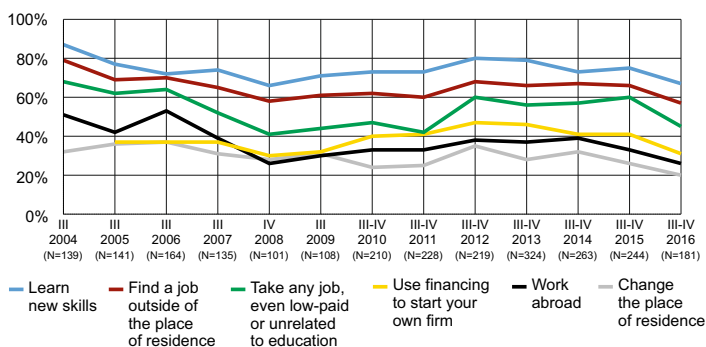
## Self-described unemployed\*:



\* The percentage of total respondents.

The improvement on the labour market makes the unemployed less willing to make sacrifices or extra efforts to find a job. In recent years the willingness of the self-described unemployed to improve their position on the labour market has declined. They are markedly less willing to take a job they would find unsatisfactory (45%, a 15-point decrease from last year), they are less willing to use financing to start their own business (31%, a 10-point drop), they are also less willing to commute (57%, a 9-point decline), move to another town to take a job (20%, a 6-point decline). The largest group would be ready to learn a new profession, but their willingness to do so has also declined relative to last year (67%, a 7-point drop).

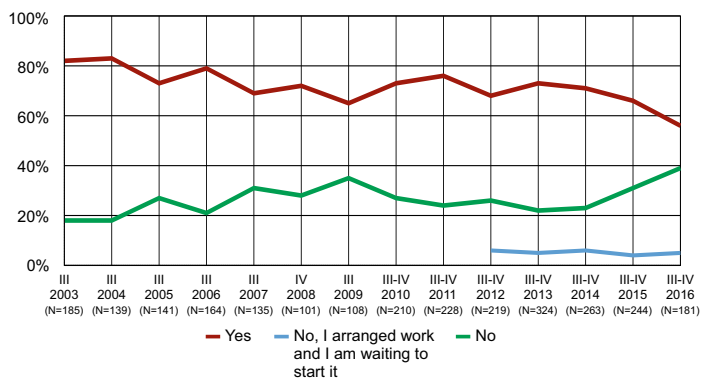
## Would you be ready to do the following in order to find work?



Affirmative responses of people self-describing as unemployed

In general, the self-described unemployed less frequently than in previous years declare looking for work (56%, a 10-point drop relative to previous measurement) and are less willing to start work soon (58%, a 3-point decrease). This makes it problematic calling them unemployed according to accepted definitions.

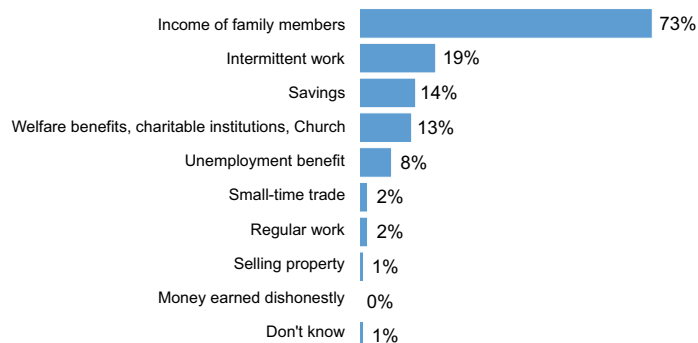
## Are you looking for work?



Responses of people self-describing as unemployed

As in previous years, a vast majority of people self-describing as unemployed (73%, a 5-point increase relative to last year) admit that they live on income earned by other family members. A quarter of them (23%, a 4-point drop) have their own income, usually working intermittently but sometimes permanently, or from small-time trade. One-seventh (14%, a 2-point increase) use their savings. Welfare benefits or charity (from charitable institutions or the Church) are the main source of subsistence for 13% of people out of work (a 3-point decline), while 8% (a 3-point increase) live on unemployment benefit. Only very few admit supporting themselves by selling off their property. This time no-one admitted receiving illegal financial sources.

## What is your main source of subsistence?



Responses of people self-describing as unemployed

More information about this topic can be found in CBOS report in Polish: "The Unemployed 2016", May 2016. Fieldwork for national sample: March and April 2016, N=2138. The random address sample is representative for adult population of Poland.

For more information on CBOS services and publications please contact:

**CBOS**

5/7, Świętojska, 00-236 Warsaw, Poland

Phones: (48) 22 629 35 69, 22 628 37 04 Fax: (48) 22 629 40 89

e-mail: sekretariat@cbos.pl www.cbos.pl

Yearly subscription rate for "Polish Public Opinion" is 80 USD  
Circulation: 70 copies

### CBOS EXPERTISE

in providing professional, accurate and timely research has made us the leading authority in political, social and consumer research in Poland.

All sources must be credited when any part of this publication is reproduced

© COPYRIGHT BY CBOS, 2016