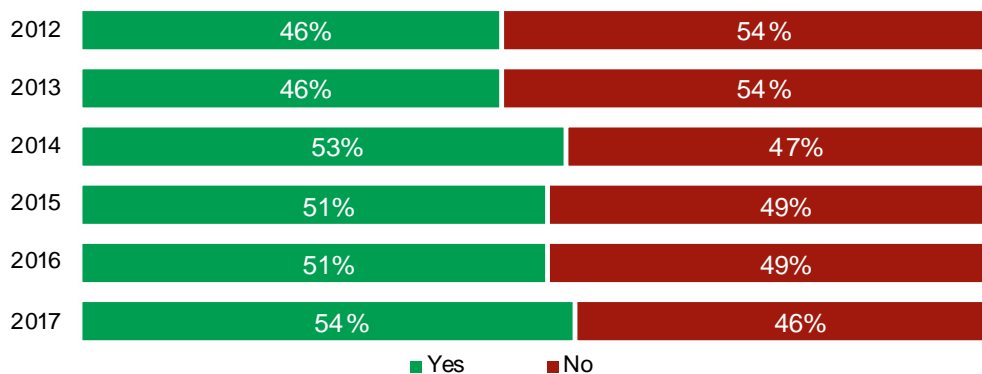


## Going on holiday in 2017

In 2017 54% of adult Poles went away for at least two days, so slightly more than in 2016. On average, people went away for 14 days (arithmetic mean 14.3).

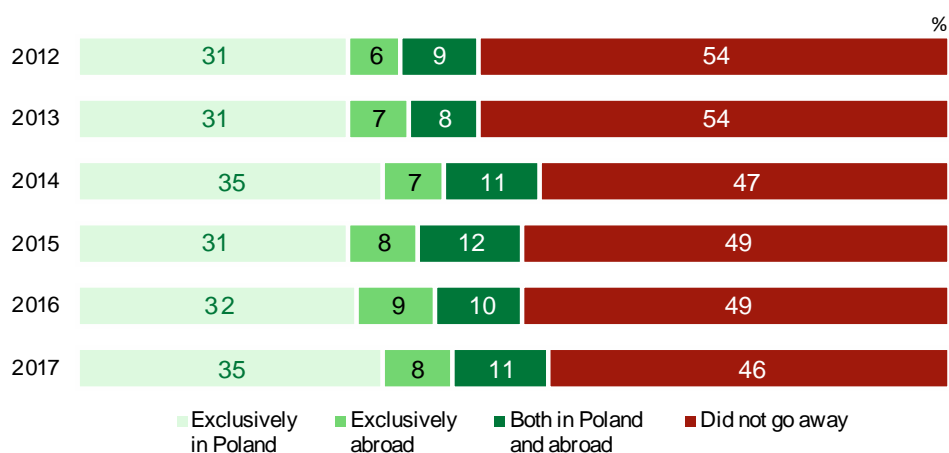
### Last year, did you go away on a holiday or break that involved at least one overnight stay?



Differences in whether people went away or not depended above all on their level of education: the more educated respondents were, the more likely they were to go away on breaks (from 18% for people with elementary education to 84% for university graduates).

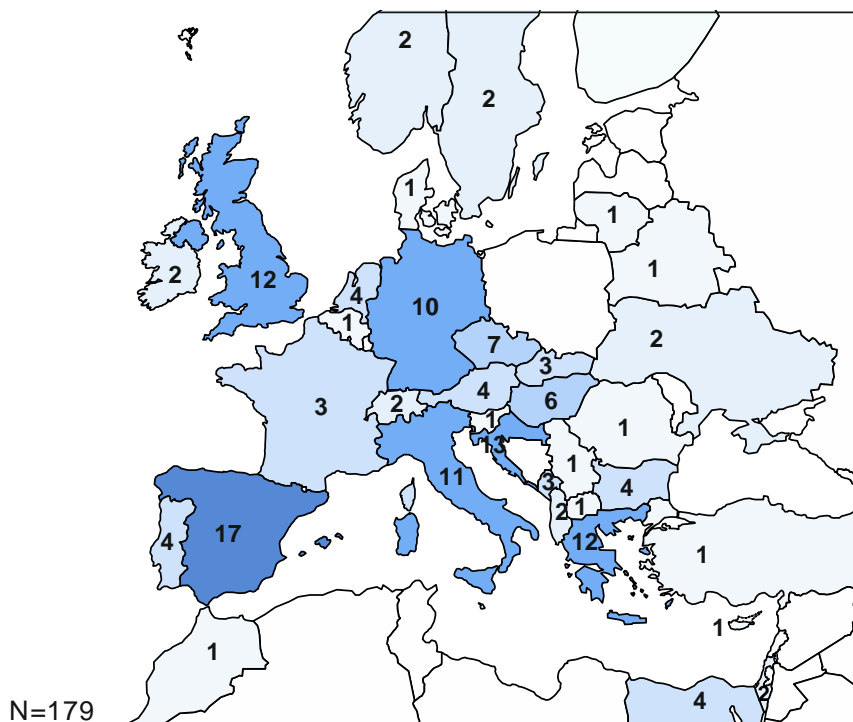
As in previous years, in 2017 most of those asked took their holidays in Poland. Compared to 2016 there was an increase in adults going on holiday within the country (from 42% to 46%), with the rise being particularly among those who holidayed exclusively in Poland (from 32% to 35%). In contrast, there was no change in the percentage of adults who holidayed abroad (19% in total).

## Where did you go away on holiday?



Most of those going on holiday abroad chose European destinations. Last year, for the first time, Spain came top regarding the number of Polish adults to visit the country as tourists for at least two days. Of all the people holidaying abroad, 17% were in Spain. Next in popularity during 2017 were Croatia (13%), Greece and the UK (12% each), Italy (11%) and Germany (10%).

## Percentage of respondents holidaying abroad who visited particular countries in 2017



Respondents were counted only once each, even if they visited the said country several times

More on this subject in the CBOS report (in Polish): “Holiday Trips in 2017 and Plans for 2018”, February 2018. Survey carried out in January 2018 on a representative random sample of adults resident in Poland. N=951.