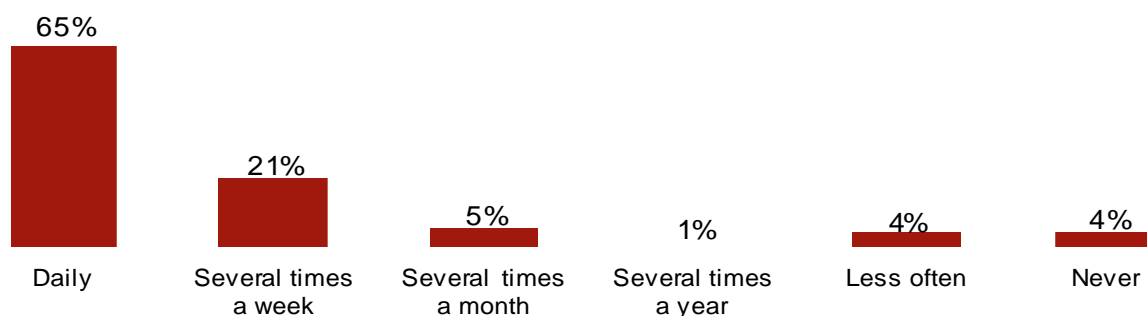


Listening to music

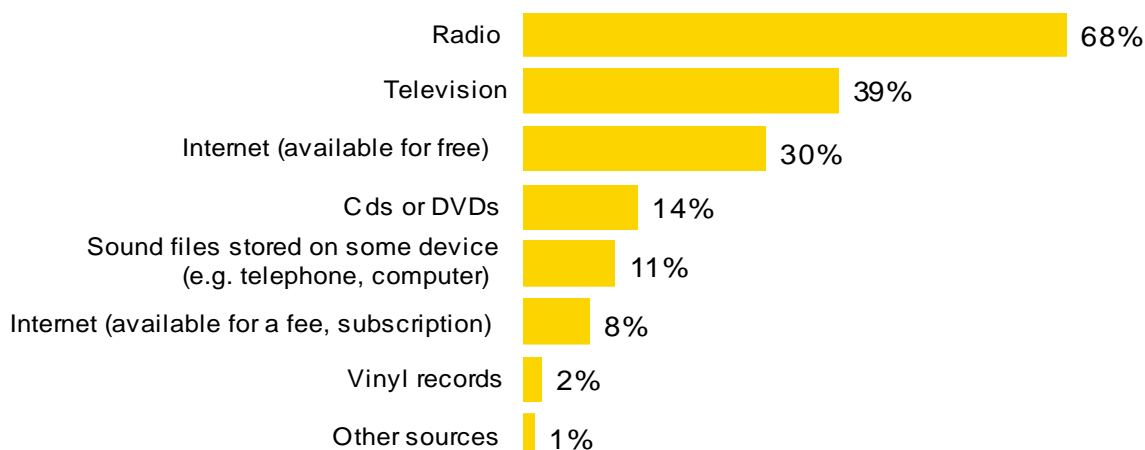
Almost two-thirds of adults listen to music every day, one-fifth do it several times a week, while others are less likely to listen or do not do it at all.

How often do you listen to music?



The majority of respondents usually listen to music broadcast on the radio (68%), the second largest group (39%) choose music from television, and nearly one third (30%) select services available free of charge on the Internet.

What is the most common source of the music you listen to?

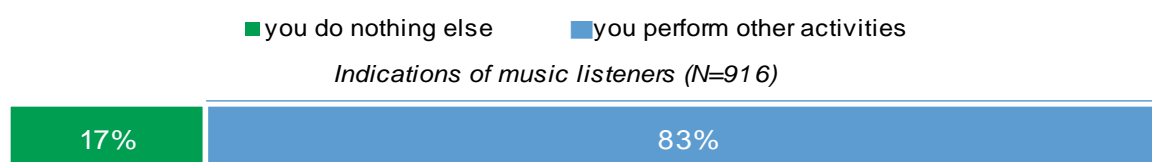


Up to 3 sources. Indications of music listeners (N=916)

The choice of the source of music is most strongly related to age. Respondents who are at least 45 years of age more often than average listen to music broadcast on the radio, and those who are over 54 disproportionately often choose television. Younger respondents, especially the youngest, opt to a greater degree for online music, both available for free (which is the most popular source for the 18-24 age group, 72% of whom listen to music this way) and paid services (23% in this group). In addition, a significant part of young people play sound files stored in the memory of a smartphone or other device (27%). CDs are relatively popular among people 25 - 34 years old (21%), while vinyl albums are the most popular among youngest respondents (9%).

The vast majority of listeners usually combine listening with other activities, e.g. work, study, cleaning (83%). However, only about one-sixth (17%) of listeners usually do nothing else at this time.

Usually, when you listen to music, at the same time...



Indications of music listeners (N=916)

Half of respondents (51%, among the youngest respondents as much as 87%) usually choose and play specific music. Almost the same proportion (49%) usually listen to what someone else is playing or what is being broadcast on the radio.

Do you generally...

- choose and play specific music
- listen to what someone else is playing or what is broadcast on the radio

Indications of music listeners (N=916)



Most listeners (29%) prefer broadly-understood pop or popular music. A slightly smaller group (20%) like disco polo, and a comparable proportion (17%) listen to rock music. About one-eighth of listeners (12%) appreciate classical music. One-fourteenth (7% in total) listen to club music, dance, generally understood electronic music and disco. Some listeners also spoke about interest in jazz (5%), hip hop, rap (5%), and folk music (3%). Other musical genres were mentioned even less frequently.

More information about this topic can be found in CBOS report in Polish: "Listening to Music", August 2018. Fieldwork for national sample: July 2018, N=952. The random address sample is representative for adult population of Poland.