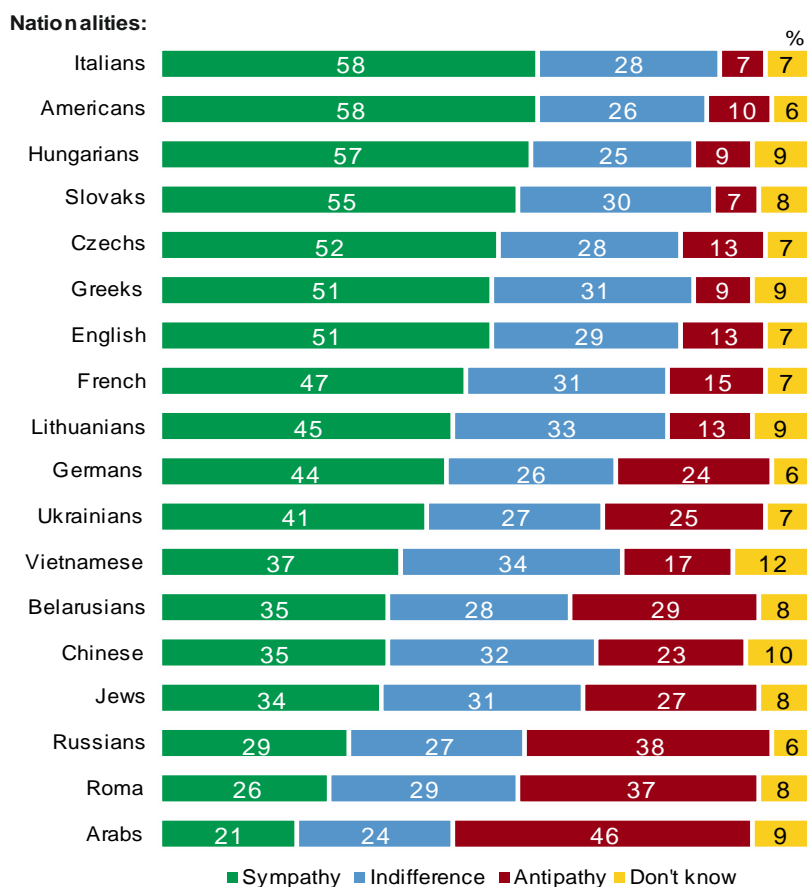


## **Attitude to other nationalities**

As shown by the results of the survey carried out in January this year (i.e. before the outbreak of the war in Ukraine), the nations most liked by Poles are: Italians, Americans, Hungarians and Slovaks, with more than half of adults feeling positive towards them. A slightly smaller percentage, but also more than 50%, likes Czechs, Greeks and the English. Relatively few respondents declare their aversion to the nations mentioned so far. Almost half of respondents have a positive attitude towards the French and Lithuanians, and a negative attitude towards them is declared by a far smaller group. Sympathy also prevails in case of Germans, Ukrainians and the Vietnamese, as well as Belarusians, Chinese and Jews.

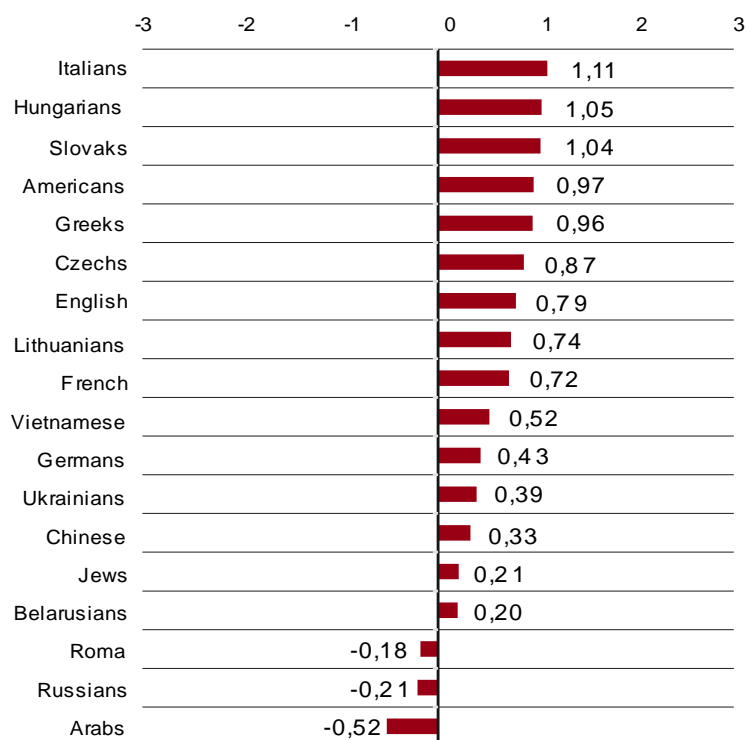
Negative feeling is expressed more often than sympathy towards the other nations included in the survey. Nearly two-fifths approach Russians and the Roma warily, and only slightly more than one-fourth declare a friendly attitude towards them. Almost half have a reluctant attitude towards Arabs, while one in five expresses sympathy for them.

## Attitude to other nationalities



## Attitude to other nationalities.

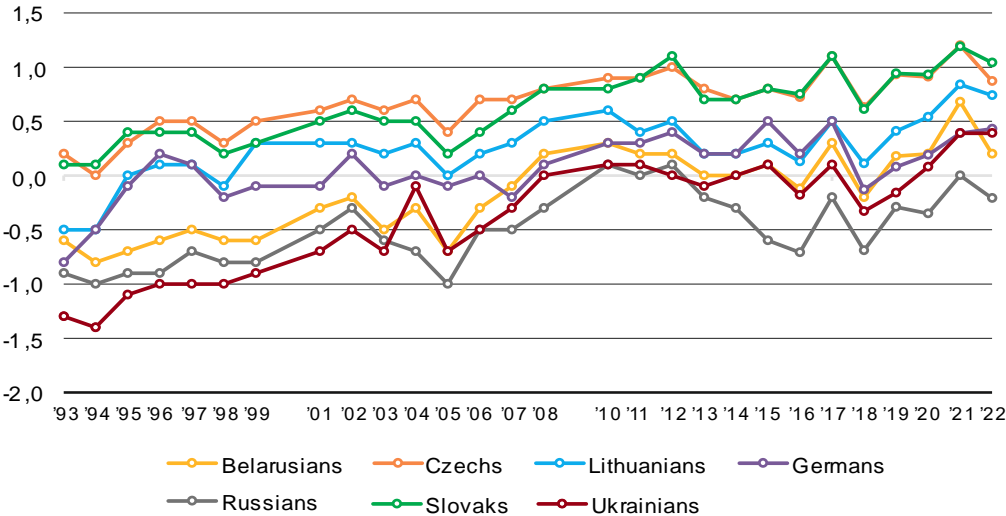
Average values on the scale from -3 (max. antipathy) to +3 (max. sympathy)



After last year's improvement in attitudes towards many nations, presumably related to the coronavirus pandemic, in the face of which the feeling of solidarity with others strengthened, this year we register a certain deterioration. This year's results are, however, for most nations no worse than those of 2020. Compared to 2021, the greatest negative changes occurred in relation to Belarusians (a decline in people declaring sympathy by 12 percentage points, with a simultaneous increase in dislike also by 12 percentage points), Czechs (a drop in sympathy by 11 points, with a simultaneous increase in dislike by 5 percentage points) and Russians (a decrease in sympathy by 6 points, with a simultaneous increase in dislike by 3 percentage points). Compared to the previous measurement, we have also recorded a clear drop in sympathy for Slovaks (also by 6 percentage points), while the level of dislike for this nation practically did not change.

**Changes in attitude to Poland's neighbours.**

*Average values on the scale from -3 (max. antipathy) to +3 (max. sympathy).*



More information about this topic can be found in CBOS report in Polish: "Attitudes towards Other Nation", February 2022. Fieldwork for national sample: January 2022, N=1135. The random sample is representative for adult population of Poland.