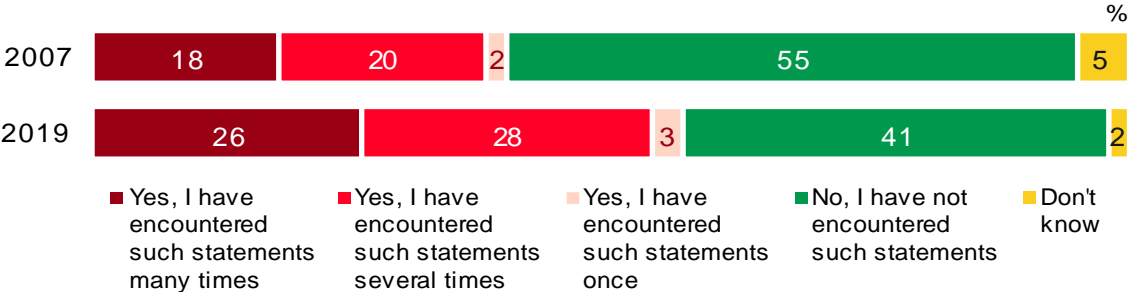


## **Hate speech**

Survey results show that most Poles notice hate speech. Almost three-fifths of respondents (57%) have encountered statements that offended others because of attributes such as race, skin colour, religion (or lack thereof), nationality, ethnicity, sexual orientation, gender, age or disability; almost all of them (54% of the total) saw such content more than once. Twelve years ago, when we first examined the perception of hate speech, these percentages were clearly lower: about two-fifths of respondents answered in the affirmative, while more than half said they had not come across such statements. The change in the perception of hate speech can be explained in two ways at least. First, by the actual increase in the scale of this type of speech, which is associated with the spread of the Internet, one of its main carriers (in 2007, less than two-fifths of adult Poles used it, and currently almost seven out of ten do). Secondly, by the increase in public awareness and sensitivity to such messages.

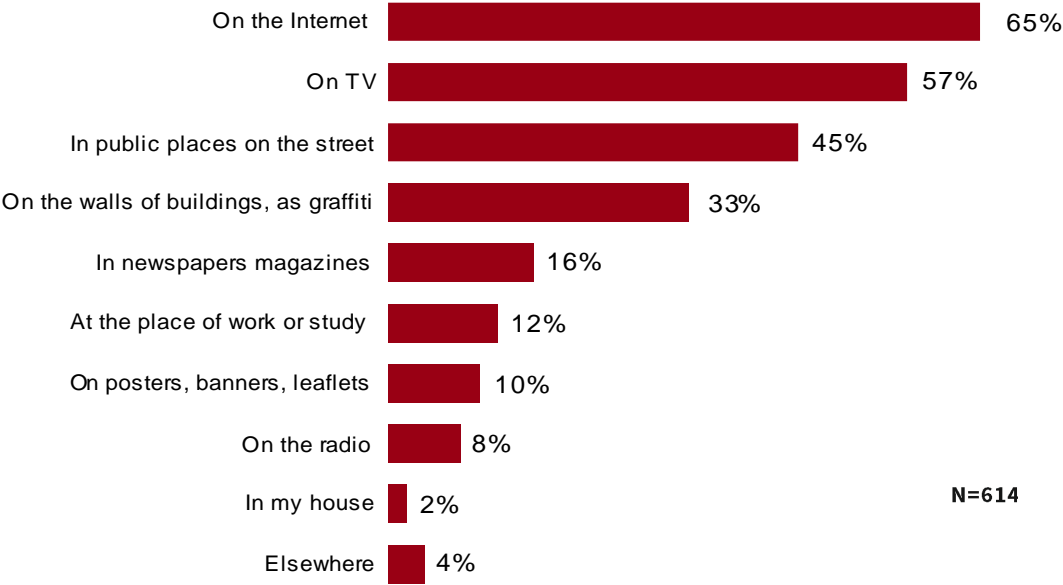
**Have you encountered statements, oral or written, that offended, mocked or discriminated against others for reasons wholly or partly independent of them, e.g. related to their race, skin colour, religion (or lack thereof), national or ethnic origin, sexual orientation, gender, age, disability etc.?**



Respondents' experience shows that hate speech is most often present on the Internet, followed by television. Less than half have met it in public places, e.g. on the street, and a third notice such inscriptions on the walls of buildings.

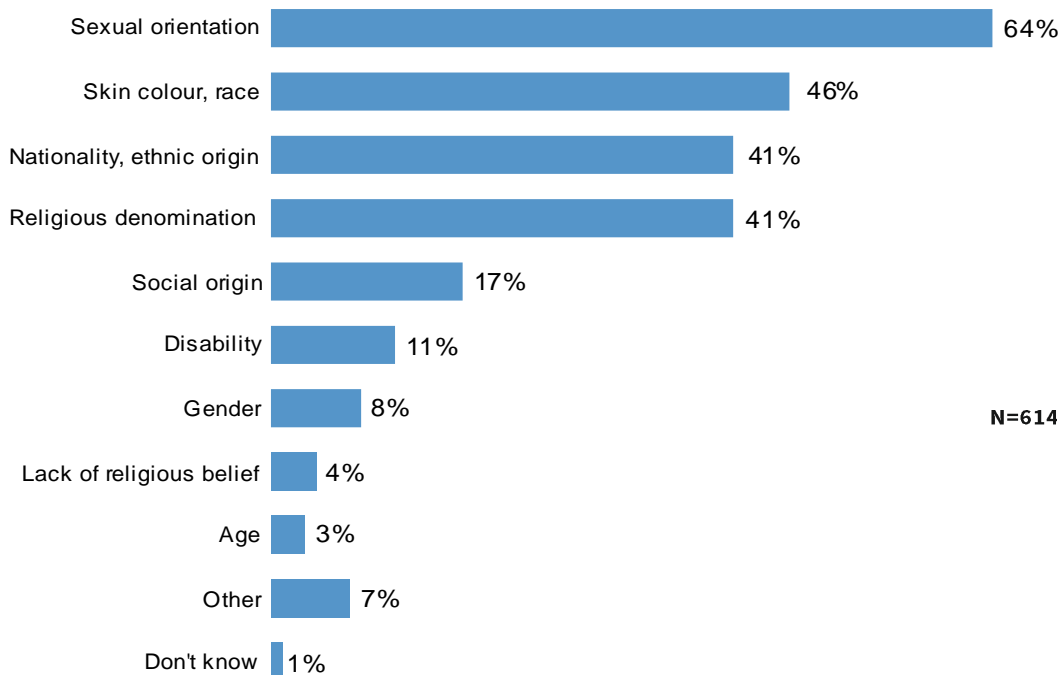
**Where have you most often encountered hate speech?**

*Answers of respondents who have encountered hate speech*



## What was the subject of offensive statements?

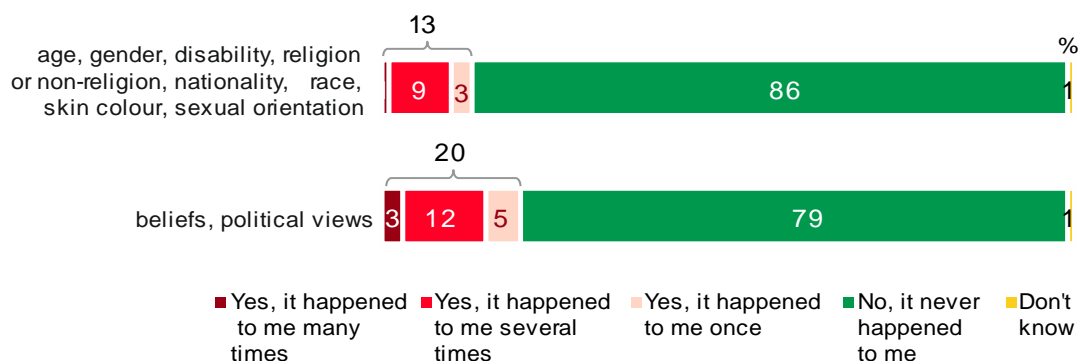
Answers of respondents who have encountered hate speech



Nearly two-thirds of respondents believe that these types of statements most often relate to sexual orientation. Less than half mainly see racist, and two-fifths xenophobic hate speech. Also, two-fifths of respondents say that it mainly refers to a religious denomination. Other subjects of hate speech were indicated less frequently. Among them, social origin was most often mentioned.

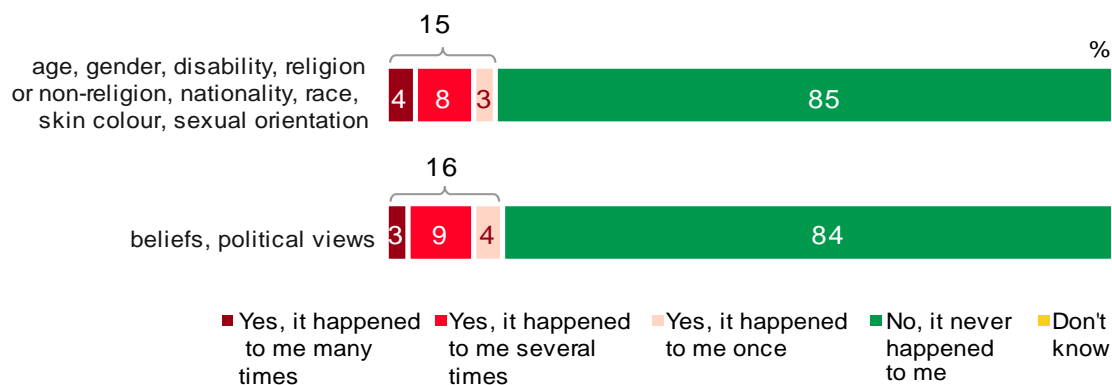
More than one-seventh of Poles (13%) admit to making offensive remarks about a person or group due to such characteristics as age, sex, disability, religion or non-religion, nationality, race, skin colour, sexual orientation. One-fifth (20%) have spoken offensively at least once because of a person's beliefs or political views. Altogether, 8% of respondents admit to being offensive about someone both because of one of the features mentioned and because of their political views.

## Have you ever made an offensive statement about a person or a group of people because of their ...



According to declarations, almost one-seventh (15%) have been offended because of one of the previously mentioned features, and almost the same proportion (16%) experienced it because of their beliefs, political views. Six out of one hundred respondents (6%) were addressees of offensive statements both typical of hate speech and related to their views.

## Has anyone ever offended you because of characteristics such as ...



More information about this topic can be found in CBOS report in Polish: "Hate speech", 2019. Fieldwork for national sample: July 2019, N=1077. The random address sample is representative for adult population of Poland.