

**IN THIS ISSUE:**

- TRUST IN PUBLIC INSTITUTIONS IN POLAND, THE CZECH REPUBLIC AND HUNGARY
- THE EVALUATIONS OF THE CHANGES AFTER 1989
- HOW TO FINANCE POLITICAL PARTIES?
- THE ECOLOGICAL AWARENESS OF POLES

**PUBLIC OPINION RESEARCH CENTER - CBOS -**

4a Żurawia  
00-503 Warszawa  
POLAND

Ph: (48 22) 629 35 69  
(48 22) 628 37 04  
(48 22) 693 58 94

Fax:(48 22) 629 40 89

E-mail: sekretariat@cbos.pl

<http://www.cbos.pl>

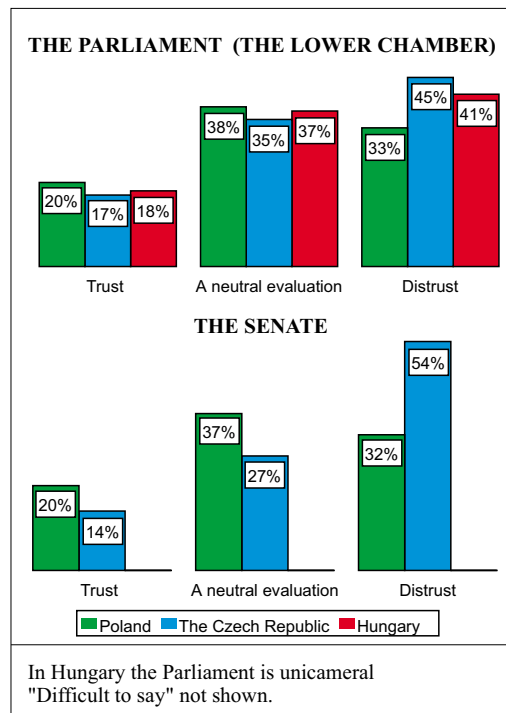
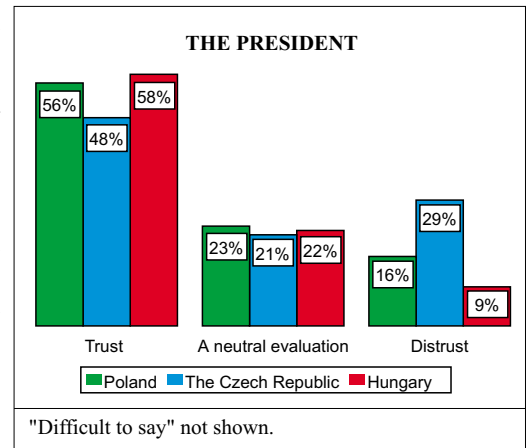
© COPYRIGHT BY CBOS 2000

ALL SOURCES MUST BE CREDITED WHEN ANY PART OF THIS PUBLICATION IS REPRODUCED

## TRUST IN PUBLIC INSTITUTIONS IN POLAND, THE CZECH REPUBLIC AND HUNGARY

In November, the public opinion research centres from Poland (CBOS), the Czech Republic (IVVM) and Hungary (TARKI) asked the respondents from their countries to what extent they trusted different public institutions, both political and non-political.

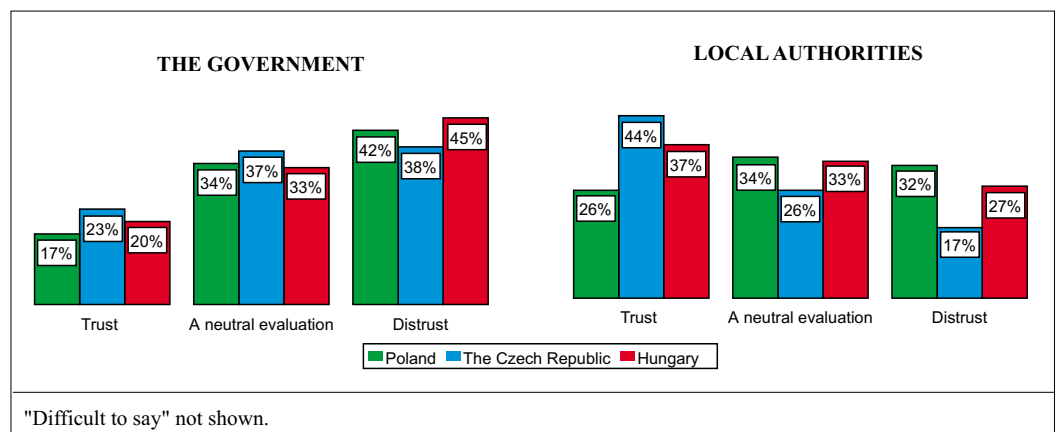
The presidents are trusted more than the governments and the parliaments in all three countries. Over half of the Poles and Hungarians and almost half of the Czechs trust their president. In the Czech Republic



the percentage of respondents who do not trust the president is higher than in the other two countries.

As far as the parliament is concerned, in all three countries distrust prevails over trust. Governments are also evaluated negatively. In each country, only around one-fifth of respondents trust the present government. Slightly more people trust local authorities in the Czech Republic and Hungary than in Poland.

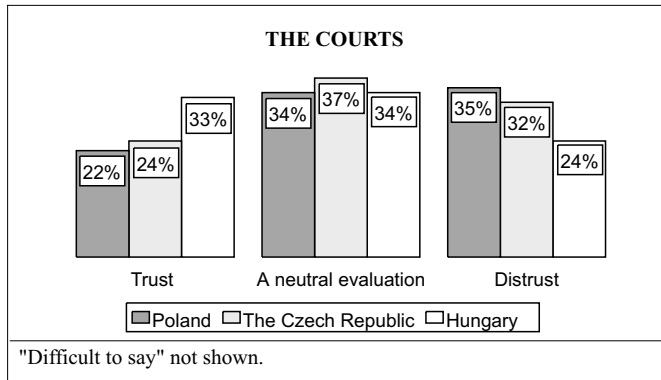
Political parties are distrusted more than any other political institution. In the Czech Republic and Hungary over half of respondents have no confidence in political parties (53% and 52%, respectively). In Poland over two-fifths of respondents (44%) feel the same. In each of the three countries the number of respondents who do not trust political parties is a few times bigger than the number of those who trust them.



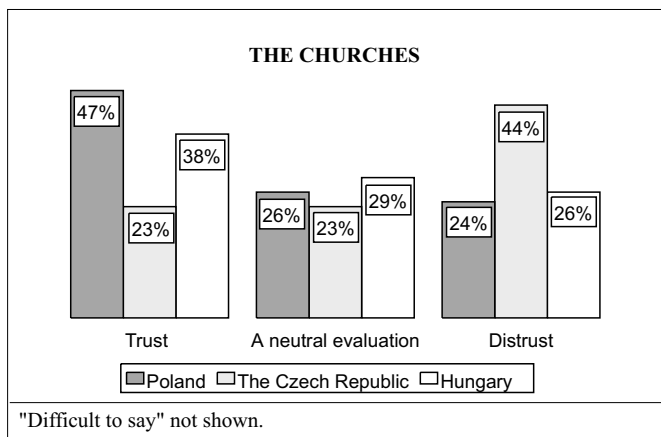
Among non-political institutions, the Constitution Court obtained the highest evaluations. In each country at least two-fifths of respondents trust it. The administration of justice is trusted less. The Hungarians trust their courts of justice more than the respondents from Poland and the Czech Republic, where distrust prevails over trust.

As compared to the Czechs and Hungarians, the Poles express a very high level of confidence in the army. Half of the Poles trust the Polish army (50%). Only one-third of the Czechs (34%) and one-fourth of Hungarians (27%) express a similar opinion on their armies. As compared with the respondents from the other two countries, the Hungarians are the most critical about their police and distrust prevails over trust there. In Poland and the Czech Republic this proportion is reverse.

Trust in the banking system is clearly the highest in Poland: 42% of Poles trust the banks in their country. The proportion of those who distrust them is much smaller (20%). In contrast, the Czechs are particularly distrustful of their banks: over half of the respondents in that country (57%) regard banks with distrust and only 12% trust them. In Hungary slightly more people have confidence in the banking system, but distrust (38%) still prevails over trust (23%).



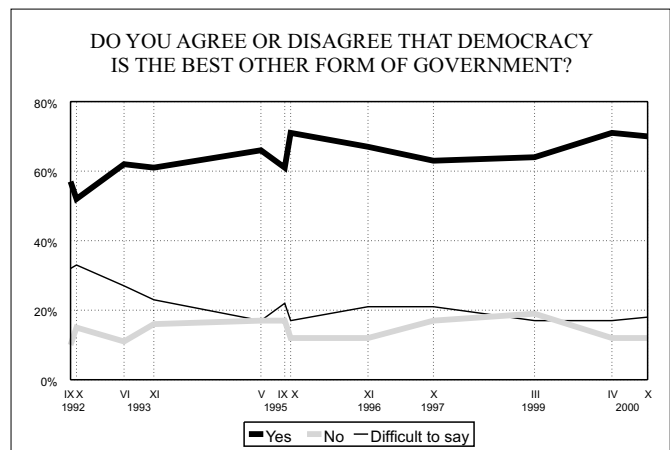
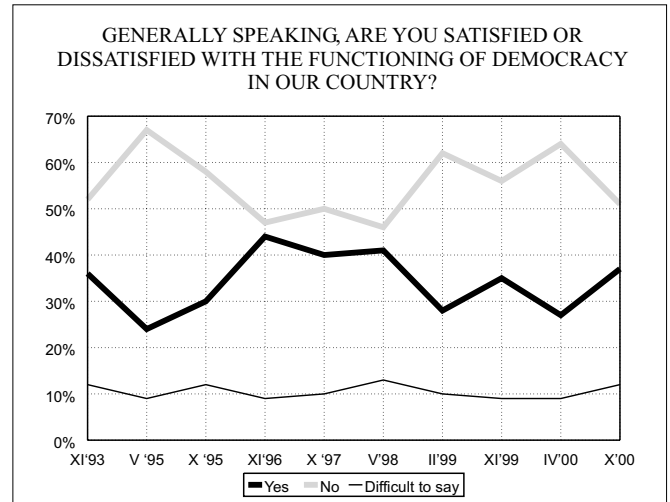
Also the Churches enjoy the highest level of social trust in Poland. In Hungary they are also evaluated positively. Distrust in the religious institutions is the highest in the Czech Republic.



More information on this subject can be found in the CBOS report: "Trust in the institutions in Poland, the Czech Republic and Hungary", December 2000.

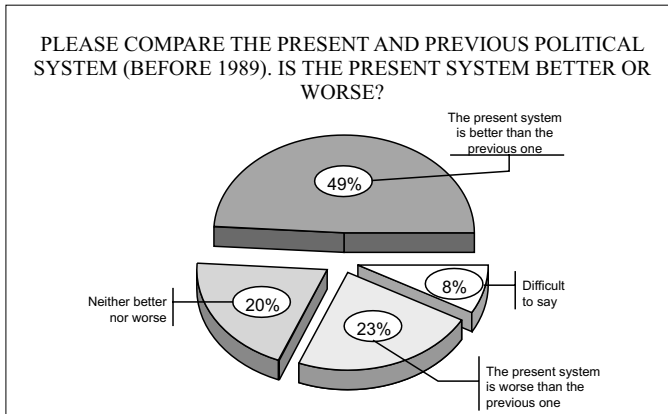
## THE EVALUATIONS OF THE CHANGES AFTER 1989

In spite of their critical opinions on the functioning of the democratic system in practice, the Poles seem to be very attached to democracy and its values. Half of them are dissatisfied with the current functioning of Polish democracy, but a definite majority regard it as the best form of government. Although recently the social moods have been bad, the government has had low social support and the public opinion witnessed numerous political conflicts and arguments, the support for democracy as the best form of government is higher in 2000 than in the period 1997-99. The evaluation of the functioning of the Polish democracy has also improved a little. The events of the last six months, such as the relatively "civilised" break-up of the government coalition, the formation of the minority cabinet as well as the presidential campaign and election proved that democracy is the best guarantee of the proper functioning of the state and the best solution to the existing conflicts.

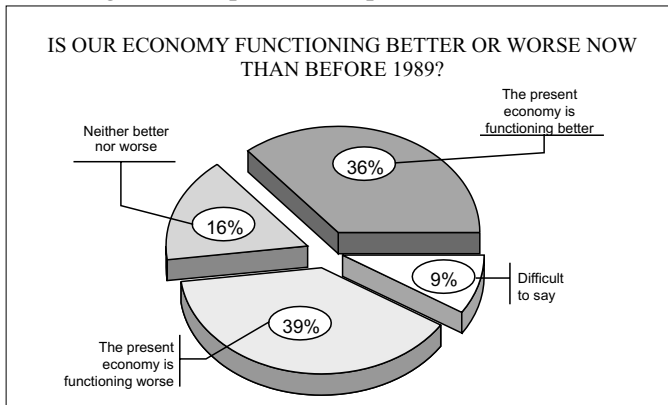


Almost half of respondents believe that the present political system is better than the previous one. The respondents' opinions on the political changes depend on their political orientation. 70% of respondents with right-wing views believe that the present political system is better than the previous one. 48% of

respondents supporting the political centre and 46% of those with left-wing views share this opinion.



The economic changes arouse more criticism. Over one-third of the respondents think that now the condition of our economy is better than before 1989. The percentage of those who support the opposite view is slightly higher. The gap between the desired and actual standard of living is reflected primarily in the evaluations of the financial situation of the respondents and their families before and after 1989. The percentage of respondents saying that the conditions of living of their families are worse now than before 1989 is almost twice as high as the percentage of those who evaluate their present conditions of living as better (24%). One in four respondents (24%) believe that his/her conditions of living and the conditions of living of his/her family have not changed as compared to the period before 1989.



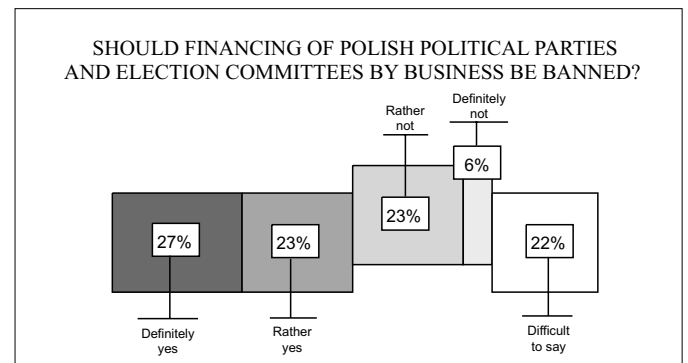
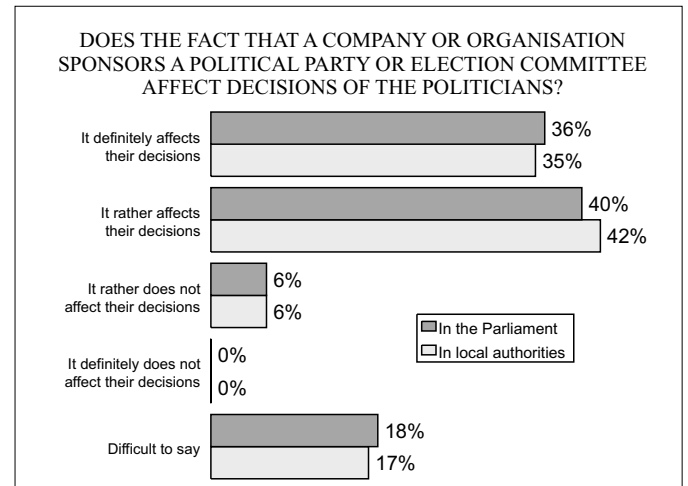
More information on this subject can be found in the CBOS report "The social opinions on democracy and the changes in Poland after 1989", November 2000.

### HOW TO FINANCE POLITICAL PARTIES?

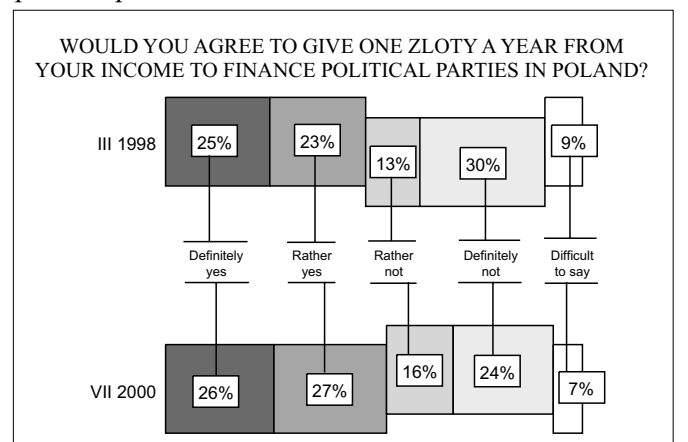
Over half of respondents are convinced that Polish political parties have two main sources of income: donations from rich sponsors and business (31%) and funds received from the state budget (25%). Only 14% believe that the members' contributions are the primary source of financing of the parties. At the same time, most respondents believe that the opposite should be the case the members' contributions should be the primary source of income for political parties (62%). Some respondents

would also accept involvement of political parties in business activity as a method of financing their political activity (17%). Only one in twenty respondents believes that subsidies from the state budget or donations from sponsors should be the main source of financing of political parties (5% each).

In the opinion of a majority of respondents, a political party should not be sponsored by business people, because it would affect the decisions made by politicians both on the local and central level. In other words, it would encourage corruption.



In order to prevent corruption among politicians, over half of Poles would agree to pay a small tax to finance political parties.

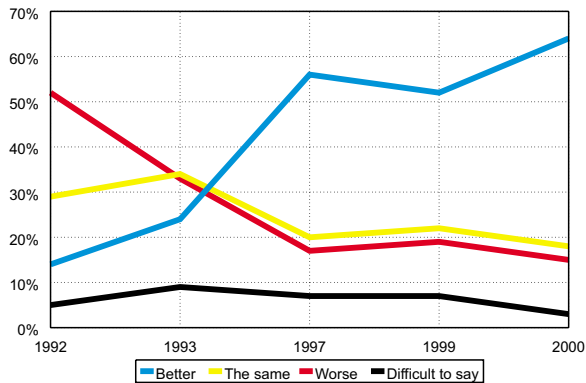


More information on this subject can be found in the CBOS report "Financing of the political parties", November 2000.

## THE ECOLOGICAL AWARENESS OF POLES

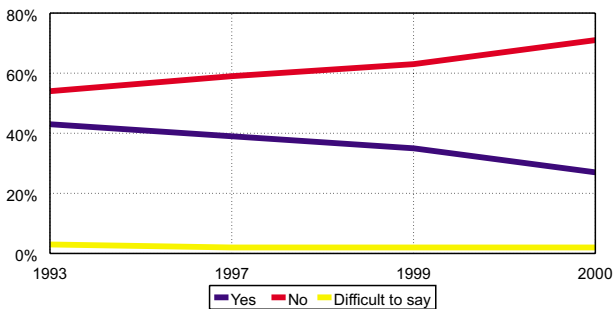
The Poles see a considerable improvement of the environment in the whole country and in their place of residence.

IN YOUR OPINION, IS THE ENVIRONMENTAL PROTECTION IN POLAND BETTER, THE SAME OR WORSE THAN FIVE\* YEARS AGO?



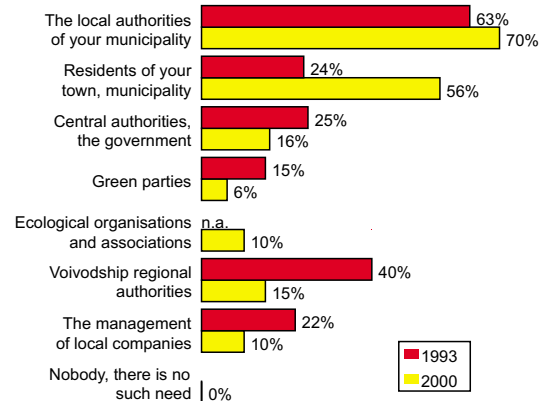
In 1992 we asked "...than 3 years ago" and in 1993 "... than 4 years ago"

IS THE AREA WHERE YOU LIVE PARTICULARLY POLLUTED?



More and more persons express the opinion that it is mainly up to the local authorities and residents to improve the condition of the environment.

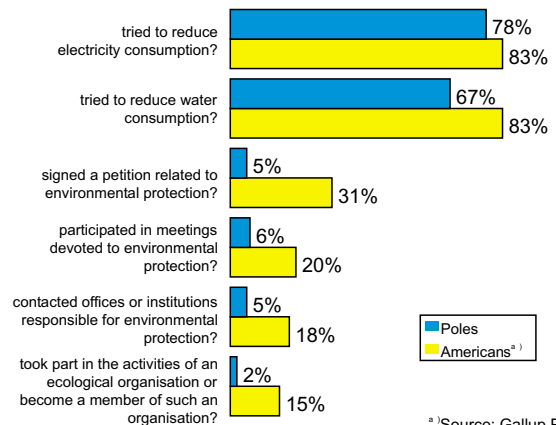
WHO FIRST AND FOREMOST SHOULD TAKE CARE OF IMPROVING THE CONDITION OF THE ENVIRONMENT IN YOUR PLACE OF RESIDENCE?



The percentages do not sum up to 100, because respondents could choose 2 answers

However, pro-ecological views are much less frequent among Poles than in the United States.

DURING THE LAST YEAR HAVE YOU...



\*Source: Gallup Poll

More information on this subject can be found in the CBOS report "The ecological awareness of Poles", November 2000.

In addition to the reports referred to above, the following have been published recently (in Polish):

- ◆ Opinions on the functioning of the reformed areas of public life
- ◆ The parents' expenses on the education of schoolchildren
- ◆ The Poles' attitude to the results of the presidential election
- ◆ Opinions on the functioning of the health care system
- ◆ Opinions on the activities of the government, President and Parliament
- ◆ Social moods in November
- ◆ Opinions on the potential claims of patients
- ◆ The attitude to politicians in November
- ◆ Opinions on public television

For more information on CBOS services and publications please contact:

CBOS POLAND  
4a, Żurawia, 00-503 Warsaw  
Phones: (48 22) 629 35 69, 628 37 04  
Fax: (48 22) 629 40 89

E-mail: sekretariat@cbos.pl

Http://www.cbos.pl

Yearly subscription rate for "Polish Public Opinion" is 80 USD

CBOS expertise in providing professional, accurate and timely research studies has made us the leading authority in political, social and consumer research in Poland.