

IN THIS ISSUE:

- POLITICIAN OF THE YEAR 2004 IN POLAND AND IN THE WORLD
- EVENT OF THE YEAR 2004 IN POLAND AND IN THE WORLD
- TRADE UNIONS IN COMPANIES
- THE POLES' SATISFACTION WITH THEIR LIVES IN THE YEARS 1994 - 2004

PUBLIC OPINION RESEARCH CENTER - CBOS -

4a Żurawia
00-503 Warszawa
POLAND

Ph: (48 22) 629 35 69
(48 22) 628 37 04
(48 22) 693 46 91

Fax: (48 22) 629 40 89

E-mail: sekretariat@cbos.pl
<http://www.cbos.pl>

Editors:
Krzysztof Zagórski
and Beata Roguska

Translated by
Kinga Pawłowska

© COPYRIGHT BY CBOS 2005

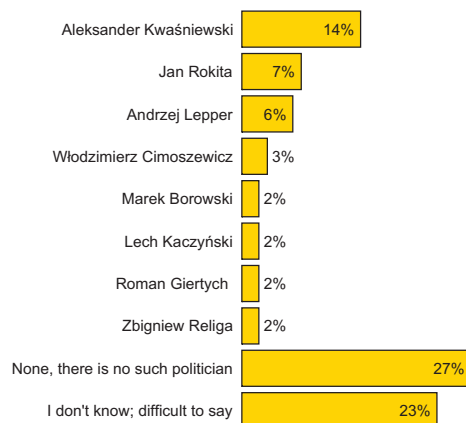
ALL SOURCES MUST BE CREDITED
WHEN ANY PART OF THIS
PUBLICATION IS REPRODUCED

POLITICIAN OF THE YEAR IN POLAND AND IN THE WORLD

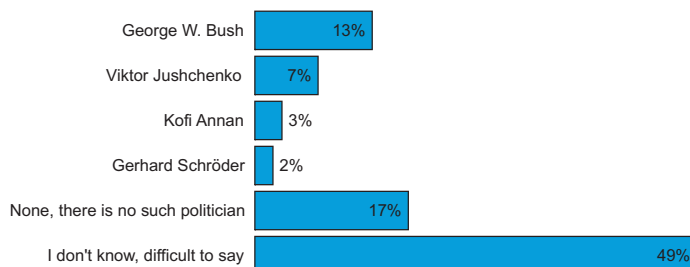
Since 1992, the Poles have been electing the Polish politician of the year - the person who, in their opinion, have done the most for the country, the society, people like them. The respondents propose their own candidates for the title of the politician of the year rather than choose from a list.

For the ninth time, Aleksander Kwaśniewski became the Polish politician of the year. Although the President maintained his clear advantage over the other candidates for the title, he received much fewer votes than a year before (14% to 22%). As in 2003, Jan Rokita was second and the "Samoobrona" leader Andrzej Lepper was third. The group of politicians most frequently indicated as candidates for the Politician of the Year title also includes the current Speaker of the Sejm (until recently, the Minister of Foreign Affairs) Włodzimierz Cimoszewicz. Other relatively often mentioned candidates include: Marek Borowski, Lech Kaczyński, Zbigniew Religa and Roman Giertych. In the opinion of as many as 27% of the respondents more than ever before none of the Polish politicians deserves the title of the politician of the year 2004. The fact that people are reluctant to give this title to an active politician is another indicator (beside e.g. the expected low election turnout and a growing number of negative opinions about the work of the Sejm) of how disappointed people are with the Polish political class.

IN YOUR OPINION, WHICH POLISH POLITICIAN DESERVES THE TITLE OF THE POLITICIAN OF THE YEAR 2004?



WHICH FOREIGN POLITICIAN ACTIVE ON THE GLOBAL SCENE DESERVES THE TITLE OF THE POLITICIAN OF THE YEAR 2004?

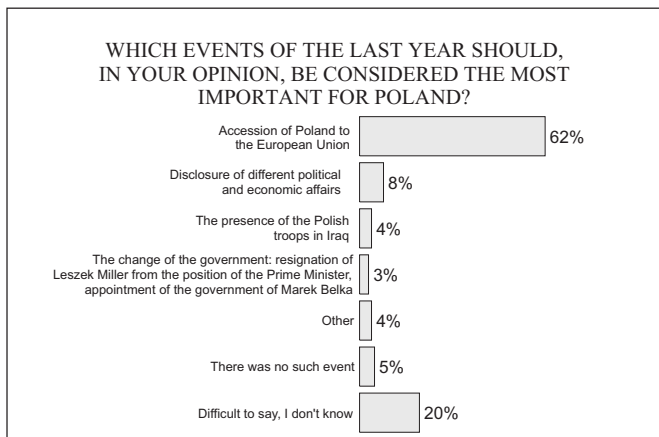


Since the year 2002, the Poles have been electing the foreign politician of the year as well. In 2004, George Bush received this title for the third time. However, this time the US President was mentioned by fewer respondents than in the previous years (13%, compared with 23% in 2003 and 20% in 2002). The hero of the Ukrainian "orange revolution" and the current President of that country, Viktor Jushchenko, was second. Other persons quite frequently mentioned as the candidates for the Politician of the Year title include the UN Secretary-General Kofi Annan and the German Chancellor Gerhard Schröder.

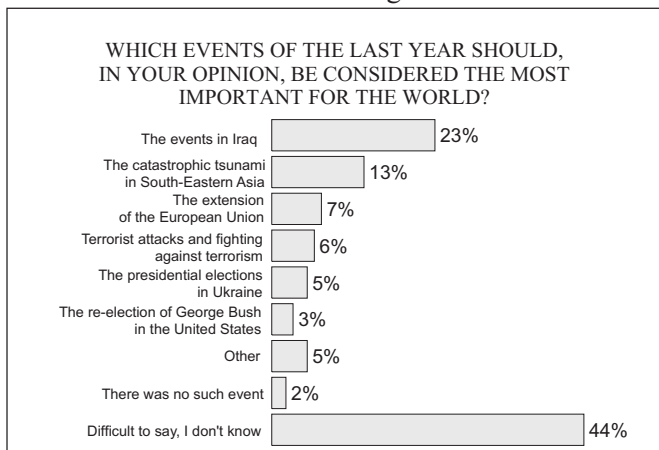
More information about this subject can be found in the CBOS report (in Polish): *Politician of the year 2004 in Poland and in the world*, January 2005. Survey executed in January 2005. A representative random sample of adult Poles. N = 1089.

EVENT OF THE YEAR 2004 IN POLAND AND IN THE WORLD

The accession of Poland to the European Union was definitely considered the most important event for Poland in 2004. It was mentioned spontaneously by over three-fifths of the respondents. As far as other events of the last year are concerned, the respondents mentioned different political and economic affairs (such as e.g. the Rywin affair, the Orlen affair) and the work of the Sejm committees investigating these affairs, the participation of Poland in the stabilization mission in Iraq and the change of the government.



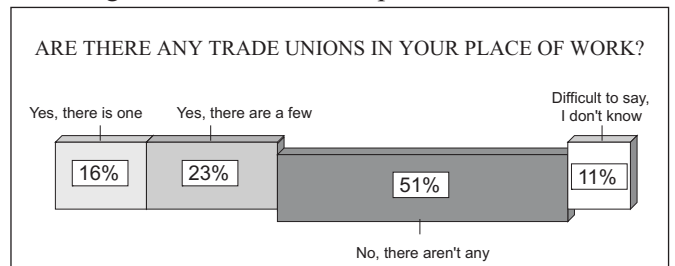
The Poles' opinions as to the most important event of the last year in the world are more ambiguous. The biggest proportion of the respondents mentioned the war in Iraq. Another event of the year 2004 that the Poles will remember is the catastrophic tsunami in South-Eastern Asia. Other important events of the last year mentioned by the respondents include: the extension of the European Union, terrorist attacks and fighting against terrorism, the presidential elections in Ukraine and the re-election of the US President George Bush.



More information about this subject can be found in the CBOS report (in Polish): *Event of the year 2004 in Poland and in the world*, January 2005. Survey executed in January 2005. A representative random sample of adult Poles. N = 1089.


TRADE UNIONS IN COMPANIES

Nearly two-fifths of employees (39%) have trade unions in their workplaces. More than half of the hired workers (51%) do not have an opportunity to join a trade union organization in their workplace.



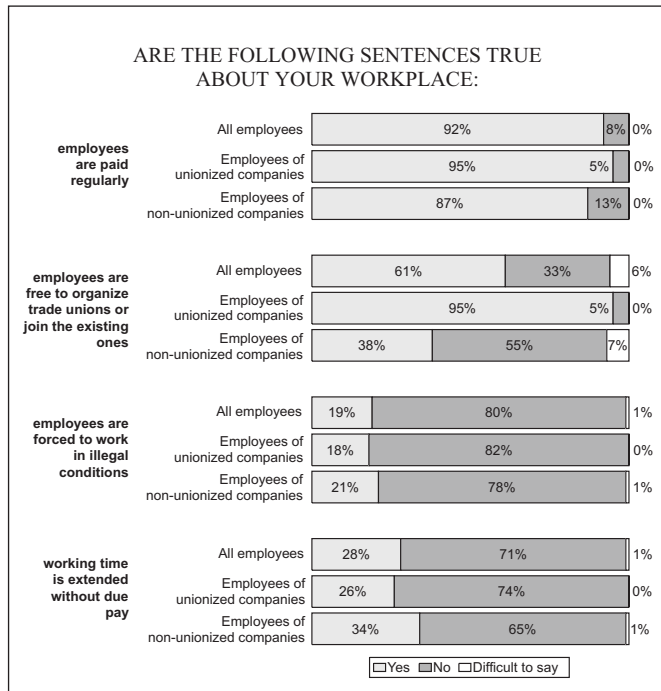
More than half of the respondents working in companies where there are trade unions (54%) declare that they are trade union members. A fifth of all hired workers are trade union members. Trade unions are more common in state-owned and public companies than in private ones. Apart from the form of ownership, the size of the company plays a role. In the smallest companies there are no trade unions, insufficient number of employees being one of the reasons. Trade unions prevail in such sectors of the economy as: transport and telecommunications (73% of the employees declare that there is a trade union in their company), education and health service (59%), mining and manufacturing (50%). Trade unions are the weakest in the construction industry, trade and services.

The Poles believe that trade unions usually play their role quite well. In the opinion of nearly half of the employees of the unionized companies, the unions usually defend the interests of all employees of the company, not just their members. Half of this proportion believe that the unions represent only their members in conflicts with the management and do not care much about others. However, in some cases one cannot even notice that there are trade unions in the company. Moreover, sometimes the unions restrict their activity to defending the interests of their activists and do not care about other employees, or put the interest of the company before the interest of the employees.



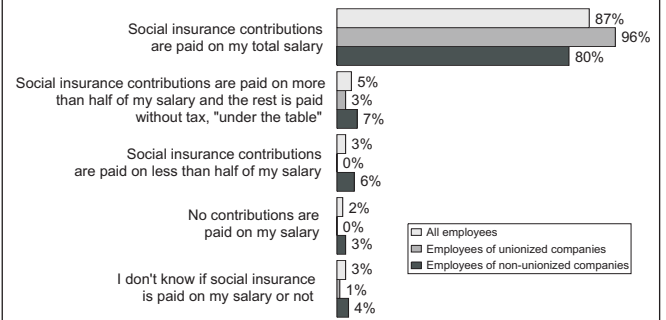
Most hired workers have not noticed any violations of the basic rights of the employees in their workplaces. However, there are some visible areas where these rights are not observed. Most employees declare that they are free to organize trade unions in their company or join the existing trade union organizations, but a third admit that this is not the case. More than a quarter of the hired workers are sometimes forced to work longer than stipulated in their contracts without an adequate pay. Nearly a fifth of all employees are forced to work in illegal conditions. The most drastic violations of the employees' rights, such as a lack of payment or delayed payment for work, concern less than a tenth of all employed persons.

The employees' rights are violated less frequently in the workplaces where there are active trade unions. It concerns timely payment of salaries, as well as the conditions of work and payment for overtime work. Nearly two-fifths of the respondents working in non-unionized places declare that they are free to organize trade unions in their company or join the existing ones. More than half do not have such an opportunity.

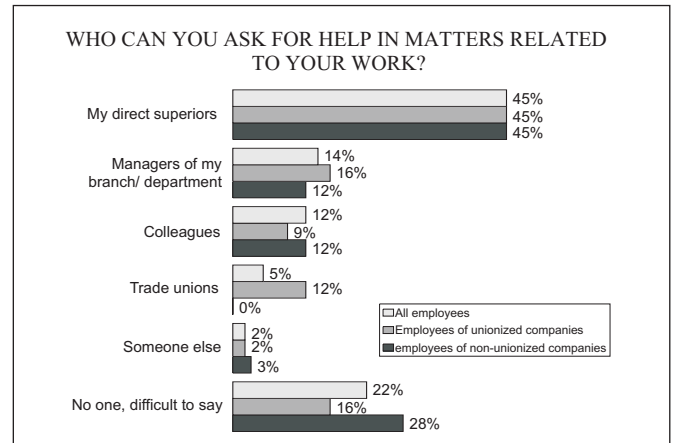


Most hired workers (87%) say that social insurance contributions are paid on their total salaries. One in ten employees declare that social insurance contributions are paid on at least a part of their salary, and the rest is paid without tax, "under the table". If there are trade unions in the company, contributions are almost always duly paid. It is most probably due to the fact that the trade unions are the strongest in the public sector and in companies partly owned by the state, where the "grey sphere" practices are less common.

IS YOUR TOTAL PAY "FORMALLY DECLARED", I.E. DOES YOUR EMPLOYER PAY SOCIAL INSURANCE CONTRIBUTIONS, CONTRIBUTIONS TOWARDS YOUR FUTURE PENSION ETC. ON YOUR TOTAL SALARY, ON A PART OF YOUR SALARY, OR IS YOUR SALARY NOT TAXED AT ALL?



More than three quarters of hired workers (78%) say that they can ask someone for help if they have problems at work. The employees of both unionized and non-unionized companies feel that their direct superior is the first person they would ask for help. Only 12% declare that they can count on the trade unions' support in the first place. Those who work in non-unionized companies can turn to no one for help in work-related matters more frequently than the employees of unionized companies.

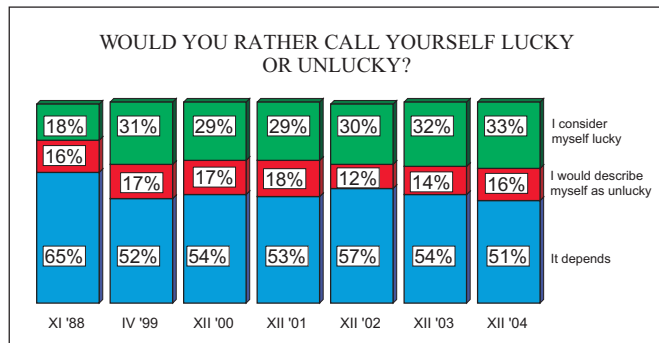


More information about this subject can be found in the CBOS report (in Polish): *Compliance with the employees' rights and the "grey sphere" of employment. Trade unions in companies*, January 2005. Survey executed in November 2004. A representative random sample of adult Poles. N = 988.

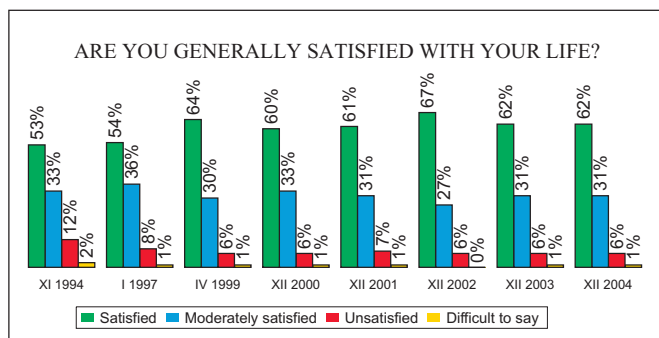
THE POLES' SATISFACTION WITH THEIR LIVES IN THE YEARS 1994 - 2004

Today twice as many Poles call themselves lucky than in the late eighties (during the final years of the communist era). In 1988, the percentage of people who considered themselves lucky was exceptionally low (18%), almost equal to the percentage of those who considered themselves unlucky (16%). After ten years of the transformation, in 1999, we noted a significant

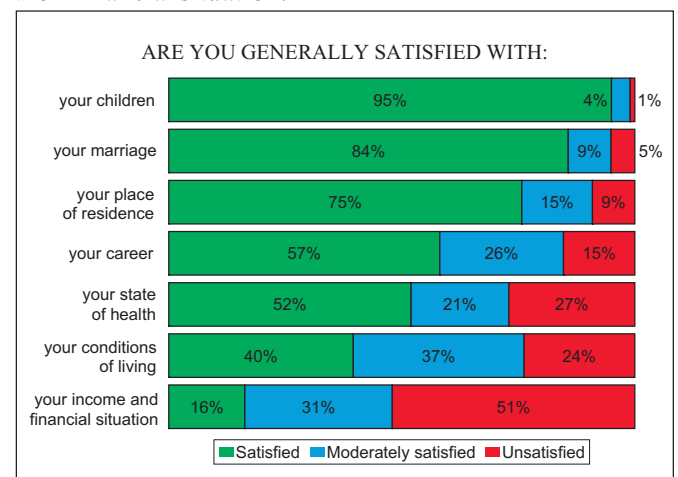
growth of the percentage of positive self-identifications, which have outnumbered negative ones since then.



Under the new circumstances, the Poles not only feel lucky more frequently, but also tend to be more satisfied with their lives. Ten years ago, in 1994, only slightly more than half of the respondents (53%) declared general satisfaction with their lives; a third (33%) declared moderate satisfaction and almost one in eight (12%) were unsatisfied. Five years later, in 1999, we noted a significant improvement - the number of persons satisfied with their lives had increased and the percentage of the unsatisfied had decreased. Since then, most Poles are satisfied with their lives, more or less one-third express moderate satisfaction and few are unsatisfied.



Invariably, family life gives the Poles the most satisfaction. Nearly all parents are satisfied with their children (95%) and a vast majority of married people (84%) are satisfied with their relationship. Since 2000, the number of the respondents satisfied with their place of residence has generally been growing, despite some ups and downs. Currently three quarters of the respondents are satisfied with their place of residence. Furthermore, more than half of those who have ever worked are satisfied with their career. Every other Pole is satisfied with his/her state of health. Invariably, the economic side of life, and particularly the level of income (unsatisfactory for half of the respondents) gives the Poles the least satisfaction. However, since 1994 the respondents have been more and more satisfied with their conditions of living and less and less unsatisfied with their financial situation.



More information about this subject can be found in the CBOS report (in Polish): *The Poles' satisfaction with their lives in the years 1994-2004*, January 2005. Survey executed in December 2004. A representative random sample of adult Poles. N = 973.

In addition to the reports referred to above, the following have been published recently (in Polish):

- ◆ The attitude to other nations
- ◆ NATO bases on the territory of Poland
- ◆ Opinions about healthcare in Poland, the Czech Republic, Slovakia and Hungary
- ◆ Once more about democracy
- ◆ Political party preferences in January
- ◆ The Poles about trafficking in women
- ◆ Trust in the persons and institutions associated with the so-called Orlen Affair
- ◆ Reactions of the public opinion to the appointment of the new Speaker of the Polish Sejm
- ◆ The Poles about the date of the parliamentary election
- ◆ Re-election of George W. Bush and the feelings towards the United States
- ◆ End of "price shock"? Perception of price changes and their effect on consumption
- ◆ Slightly better moods in the new year
- ◆ More positive opinions about the government in January
- ◆ Trust in politicians in January
- ◆ Evaluations of the economic situation of Poland and the world and the conditions of living of people in 22 countries
- ◆ The effects of the Polish presence in Iraq
- ◆ Evaluations of the work of the Parliament and the President
- ◆ The Poles' opinions about unemployment in their region (territorial differences)

For more information on CBOS services and publications please contact:

CBOS POLAND
4a, Żurawia, 00-503 Warsaw
Phones: (48 22) 629 35 69, 628 37 04
Fax: (48 22) 629 40 89

E-mail: sekretariat@cbos.pl

Http://www.cbos.pl

Yearly subscription rate for "Polish Public Opinion" is 80 USD

Circulation: 210 copies

CBOS expertise in providing professional, accurate and timely research studies has made us the leading authority in political, social and consumer research in Poland.