

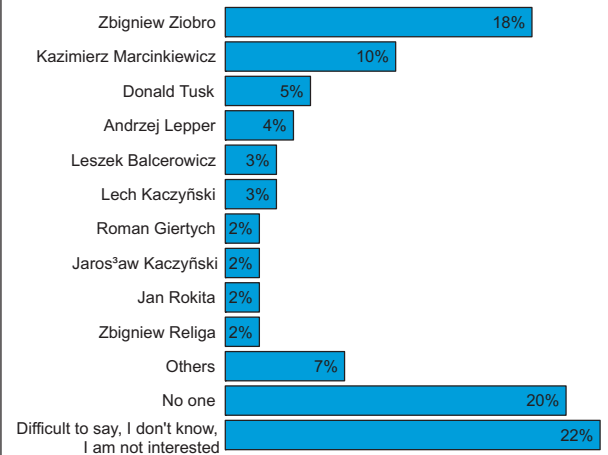
IN THIS ISSUE:

- POLITICIAN OF THE YEAR 2006 IN POLAND AND IN THE WORLD
- LIFE SATISFACTION, 1994-2006
- THE INTRODUCTION OF THE EURO
- EVALUATION OF DEMOCRACY

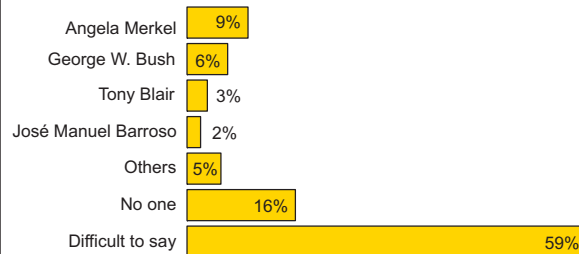
POLITICIAN OF THE YEAR 2006 IN POLAND AND IN THE WORLD

The Polish Politician of the Year 2006 - the person who, according to the public opinion, did the most for the country and for the society, is the Minister of Justice Zbigniew Ziobro. The Poles appreciate his determination in fighting crime and corruption. The former Prime Minister Kazimierz Marcinkiewicz took the second position (10%). He demonstrated that the Prime Minister can be the most popular and reliable politician in the country. Other candidates for the Politician of the Year title included Donald Tusk, the leader of

IN YOUR OPINION, WHICH OF THE POLISH POLITICIANS DESERVES THE TITLE OF THE POLITICIAN OF THE YEAR 2006?



IN YOUR OPINION, WHICH FOREIGN POLITICIAN ACTIVE ON THE INTERNATIONAL SCENE DESERVES THE TITLE OF THE POLITICIAN OF THE YEAR 2006?



the opposition party Civil Platform, Andrzej Lepper, the Deputy Prime Minister and leader of the coalition party Self-Defence (Samoobrona), Leszek Balcerowicz, the former President of the National Bank of Poland and the author of the Polish economic reforms, and President Lech Kaczyński.

2006 should go to the German Chancellor Angela Merkel, before the US President George W. Bush. The British Prime Minister Tony Blair comes third. More than half of the respondents were unable to name a person deserving the title of the World Politician of the Year.

More information on this subject can be found in the CBOS report (in Polish): *Politician of the Year 2006 in Poland and in the world*, January 2007. Survey executed in January 2007. A representative random sample of adult Poles. N = 922.

LIFE SATISFACTION, 1994-2006

The Polish transformation is accompanied by growing life satisfaction of the Poles. In 1994, only slightly more than half of the respondents declared general satisfaction with their lives, a third felt moderately satisfied and nearly one in eight were dissatisfied. Three years later we noted certain symptoms of an improvement, which became much more apparent in 1999, when a much bigger percentage of the respondents declared satisfaction with their lives and the proportion of the dissatisfied dropped. Since that time, the proportion of

PUBLIC OPINION RESEARCH CENTER - CBOS -

4a Żurawia
00-503 Warszawa
POLAND

Ph: (48 22) 629 35 69
(48 22) 628 37 04
(48 22) 693 46 91

Fax: (48 22) 629 40 89

E-mail: sekretariat@cbos.pl
<http://www.cbos.pl>

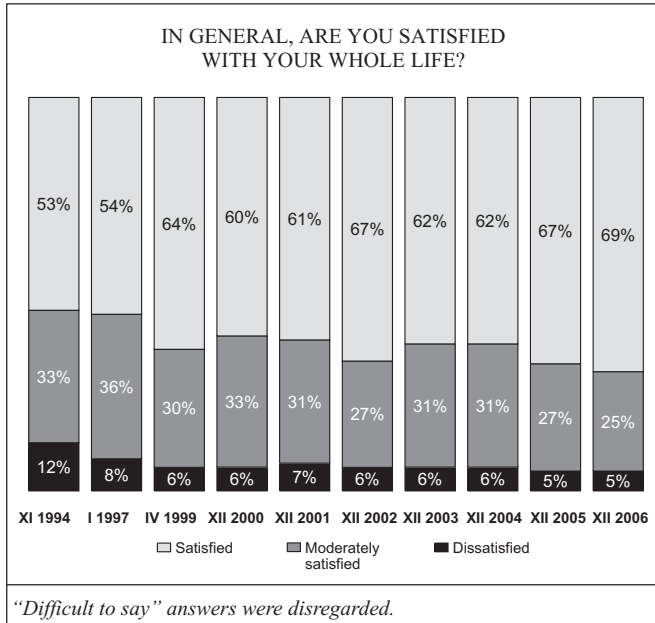
Editors:
Krzysztof Zagórski
and Beata Roguska

Translated by
Kinga Pawłowska

© COPYRIGHT BY CBOS 2007

ALL SOURCES MUST BE CREDITED
WHEN ANY PART OF THIS
PUBLICATION IS REPRODUCED

the Poles who are satisfied with their lives has remained high (60%-69%), and last year it was the highest ever. Much fewer respondents (25%-33%) declared moderate satisfaction with their lives, and very few (5%-7%) were dissatisfied.

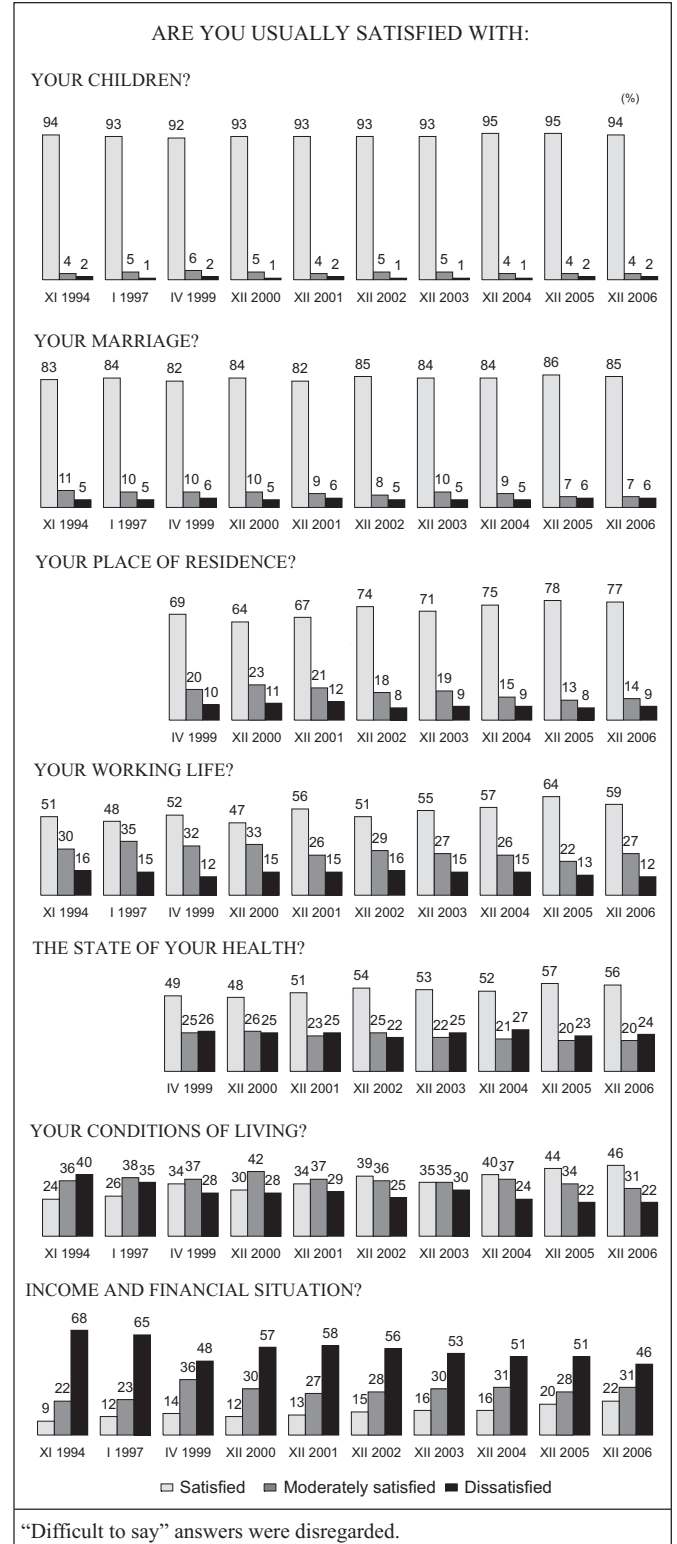


Invariably, family life gives the Poles the most satisfaction. Almost all parents expressed satisfaction with their children. Satisfaction with marriage was also common. Husbands were a little more frequently satisfied with their marriage than wives. Furthermore, spouses whose conditions of living were good were much more satisfied with their marriage than those who had financial problems.

Since 2000, the number of the respondents declaring satisfaction with their place of residence has been growing gradually, although with some fluctuations. The level of satisfaction with the "immediate homeland" depends primarily on the conditions of living of the respondents' households – the better they are, the greater the satisfaction.

The work satisfaction has been growing gradually, although this trend stopped last year. The following factors increase satisfaction with work: a high professional standing, higher education, good conditions of living and good financial situation.

Since 1999, the number of the Poles who are satisfied with their health has been growing slowly. In December 2006 and a year before, they exceeded half of the respondents (56%). The older, less educated and poorer the respondents, the less satisfied with their health they are and the bigger their tendency to declare dissatisfaction. Women are dissatisfied with their health more frequently than men.



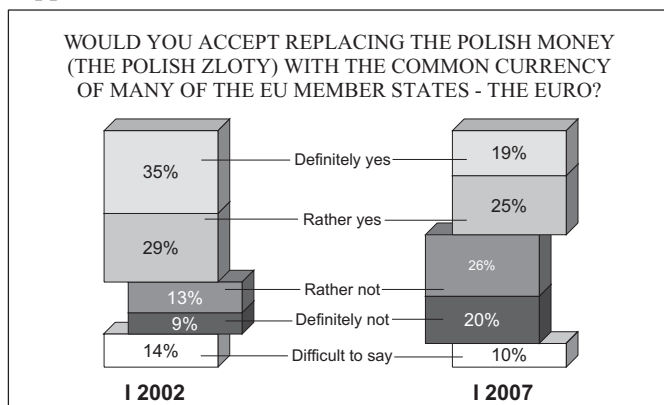
The economic aspect of life is the least satisfactory for the Poles, although in the last twelve years a gradual improvement could be noticed in this area as well. In December 2006, satisfaction with the general standard of living was more common than ever before (46%, as many as 22 percentage points more than in 1994). More than a fifth of the respondents declared

dissatisfaction (22%, a drop of 18 percentage points). The Poles are much less satisfied with their income and financial situation, although last year their satisfaction with this aspect of life was the highest in the period discussed here. In late 2006, more than a fifth of the respondents declared satisfaction with their income and financial situation (22%, 13 percentage points more than 12 years before). Almost every other respondent (46%, a drop of 22 percentage points) was dissatisfied.

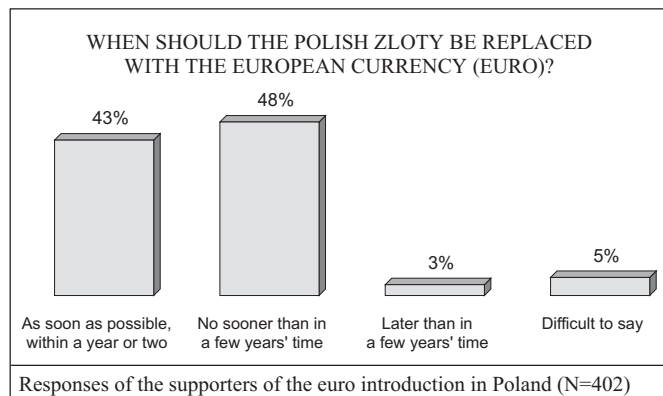
More information on this subject can be found in the CBOS report (in Polish): *The level of satisfaction of the Poles with their lives in the years 1994-2006*, January 2007. Survey executed in December 2006. A representative random sample of adult Poles. N = 1015.

THE INTRODUCTION OF THE EURO

The Poles await the planned access to the euro zone with much more reservation than a few years ago. In January 2002 - before Poland's accession to the EU and shortly after the introduction of the euro in most then-Member States - nearly two-thirds of the respondents declared that they would accept replacing the Polish zloty with the European currency. Slightly more than a fifth were against it. Since then, the percentages of the supporters and opponents of the euro have become equal. Today the opponents even slightly outnumber the supporters.



The visible change in the attitude of the Poles to the introduction of the euro does not seem to be associated with the unwillingness of the current government to bring this project into effect quickly. Supposedly, the opponents of the introduction of the euro in Poland are afraid that it could contribute to price increases, as was the case in some of the countries which joined the euro zone. The recent experience of joining the European Union probably makes these fears stronger. Price increases were the most commonly experienced adverse effect of the accession mentioned in public opinion polls.

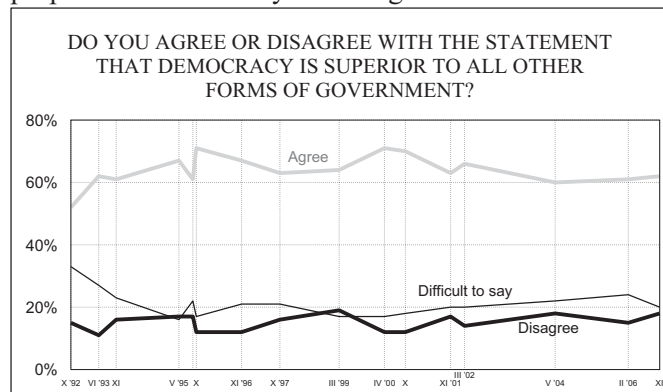


The supporters of joining the euro zone vary in their opinions as to when the European currency should be introduced. Nearly half of them (48%) believe that it should not happen earlier than in a few years' time, and a small group (3%) would like to postpone it even further. However, a significant proportion (43%) believe that it should happen as soon as possible, within a year or two.

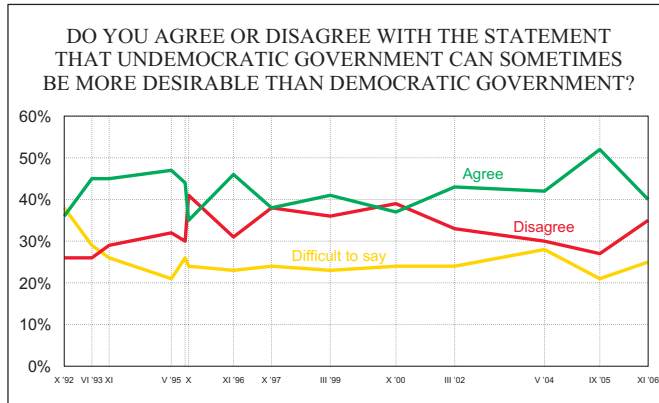
More information on this subject can be found in the CBOS report (in Polish): *Opinions on the introduction of the euro*, January 2007. Survey executed in January 2007. A representative random sample of adult Poles. N = 922.

EVALUATION OF DEMOCRACY

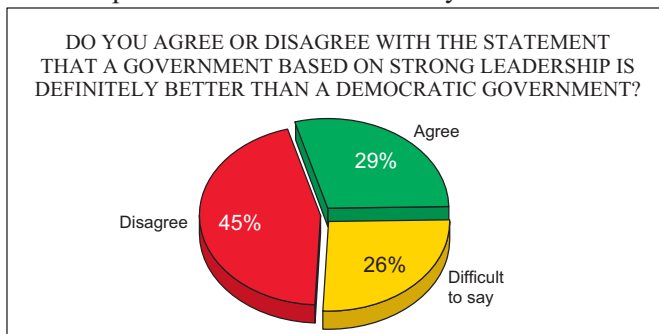
Almost since the beginning of the Polish transformation the Poles have believed in the superiority of democracy over other forms of government. Within the last several years, the level of acceptance of democratic order has not changed much. It was relatively the lowest at the beginning of the transformation, when the discomfort associated with the political and economic changes was the biggest. However, even then most Poles noticed the superiority of democracy over other forms of government. In the following years, the support for democracy grew to stabilize at the level of 60%-70%. At present, 62% of the respondents accept democracy. This proportion has basically not changed since 2004.



The approval of undemocratic forms of government has decreased noticeably during the last year. In September 2005, shortly after the parliamentary election, the percentage of the Poles accepting non-democratic forms of government was higher than ever before. It was the first time when more than half of the respondents (52%) said that undemocratic government could sometimes be more desirable than democratic government. At present, two-fifths of the respondents agree with this opinion.

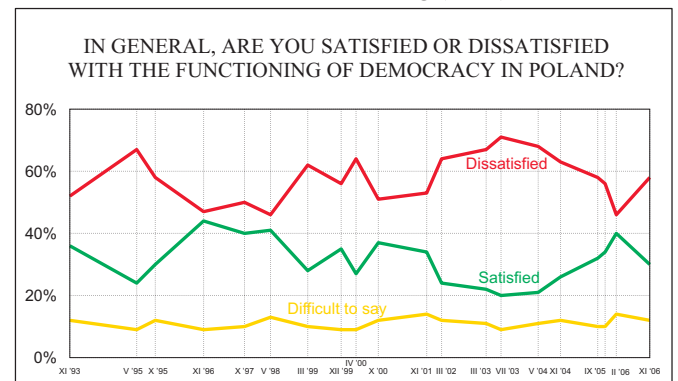


Even fewer persons declare that strong leadership is better than a democratic system.



Despite of being the democrates, the Poles are not satisfied with the way the democracy functions in Poland nowadays. After a period of very negative evaluations (2002-2004), the opinions about democratic practice in Poland improved in autumn 2005, which in part was due to the parliamentary and presidential elections then held. The high social support for the government of Kazimierz Marcinkiewicz brought a further increase of the satisfaction with the way democracy functions in Poland. In February 2006, the opinions were among the best ever (only in November 1996 they were significantly better).

Due to disappointment with the development of the political situation in 2006, the evaluations of democratic practice in Poland deteriorated again. Recently 30% of the respondents are satisfied with the functioning of democracy in Poland. The proportion of the dissatisfied is almost twice as big (58%).



More information on this subject can be found in the CBOS report (in Polish): *Critical democrats: acceptance of democracy and the evaluation of its functioning in Poland*, January 2007. Survey executed in November 2006. A representative random sample of adult Poles. N=979.

In addition to the reports referred to above, the following have been published recently (in Polish):

- ◆ The wealth of the Poles and the methods of coping with financial problems
- ◆ The symptoms of the Poles distancing themselves from other nations and religions
- ◆ The most important goals of the state - suggestions and evaluations
- ◆ Factors affecting voters' decisions in local elections
- ◆ Political party preferences in January
- ◆ Trust in politicians in January
- ◆ The attitude to the government
- ◆ Global role of the United States in the opinion of people from 25 countries
- ◆ Social moods in the last decade
- ◆ Events of 2006 in Poland and the World
- ◆ Hopes and fears for 2007

For more information on CBOS services and publications please contact:

CBOS POLAND
4a, Żurawia, 00-503 Warsaw
Phones: (48 22) 629 35 69, 628 37 04
Fax: (48 22) 629 40 89

e-mail: sekretariat@cbos.pl
http://www.cbos.pl

Yearly subscription rate for "Polish Public Opinion" is 80 USD

Circulation: 210 copies

CBOS expertise in providing professional, accurate and timely research has made us the leading authority in political, social and consumer research in Poland.