

CONTENTS

War in Ukraine and the possible extension of the conflict

Public safety in Poland

Religiosity in recent decades

Attitude towards the European Green Deal

IN ADDITION

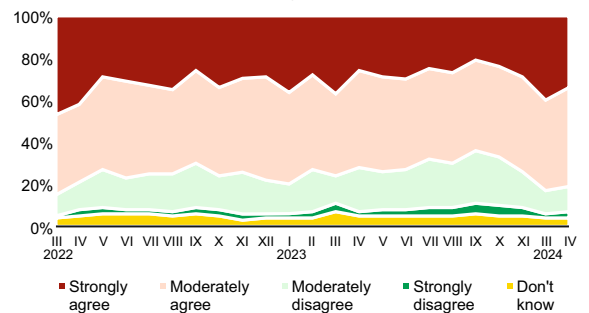
TO THE REPORTS REFERRED TO ABOVE, THE FOLLOWING HAVE BEEN PUBLISHED RECENTLY (IN POLISH):

- Poles on the election of judges to the National Council of the Judiciary
- Opinions about the Media
- Political party preferences in May (CATI)
- Poles towards the groups of today
- Attitude to Government in April

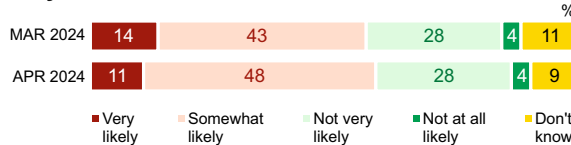
War in Ukraine and the possible extension of the conflict

The percentage of Poles who believe that the war in Ukraine is a threat to Poland's security has increased significantly this spring and was at an above-average high level of 81% in April. Although this number has remained relatively high throughout the war, it was also very stable until recently, so the current change does not seem to be accidental and is probably related to the increasingly frequent media reports about Ukraine's possible defeat.

Do you agree that the war in Ukraine is a threat to the security of Poland?



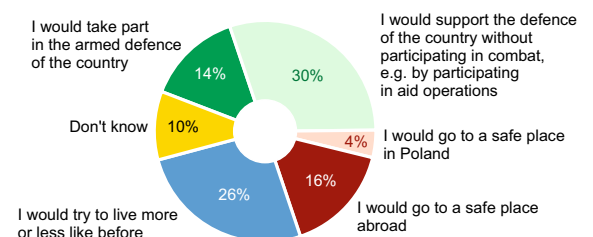
There is increasingly talk about a possible armed attack by Russia on NATO countries, which would take place within the next 3 to 8 years. How likely do you think such an attack is?



The majority of Poles (59%) also consider an armed attack by Russia on NATO countries in the coming years to be probable. About one-third (32%) share the opposite opinion.

When asked what they would do if Russia invaded Poland, respondents gave varied answers. More than two-fifths (44%) said that they would support the country's defence in some way - either by participating in combat (14%) or supporting it in other ways, e.g. by participating in aid operations behind the lines (30%). A quarter answered that they would try to live more or less as before (26%), and one-fifth (20%) said that they would go to a safe place inland (4%) or abroad (16%). One-tenth (10%) chose the answer "don't know."

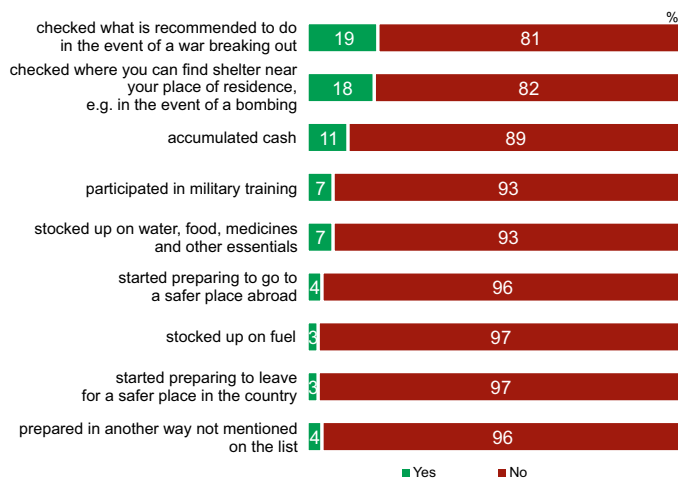
What would do in the event of an armed attack by Russia on Poland?



Respondents declaring participation in the armed defence of the country were, more often than on average, men, younger respondents, residents of smaller towns, people with basic vocational education and respondents with right-wing or unspecified political views. People who declared going abroad were more commonly women, also younger respondents, residents of larger cities, people with higher education, respondents who assessed their financial conditions better, less often practiced religion and expressed left-wing views.

When asked whether they were preparing in any way for a possible attack from Russia, the majority of respondents (62%) answered that they were not doing so. Nearly one-fifth (18%) mentioned one way of preparing for war, and one-ninth (11%) mentioned two. The most frequently indicated forms of preparation were checking recommendations on what to do in the event of a war outbreak (19%) and determining where there are shelters near the place of residence (18%). One-ninth also declared that they were saving cash due to the threat (11%), and one-fourteenth had participated in military training (7%) or were stocking up on water, food, medicines and other necessities (7%).

Due to the possible threat of an attack from Russia have you ...

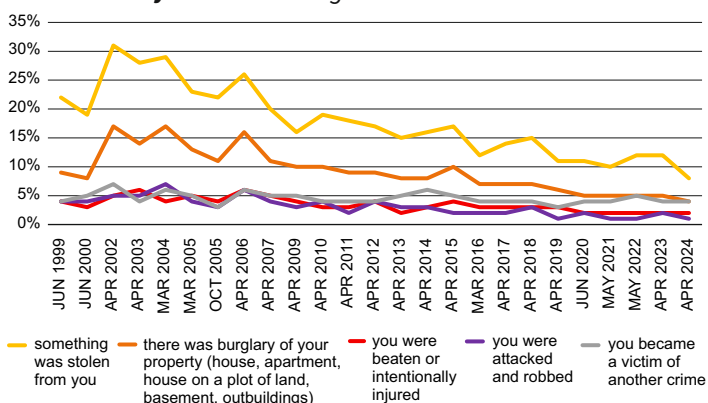


More information about this topic can be found in CBOS report in Polish: "War in Ukraine and the possible extension of the conflict", May 2024. Fieldwork dates for the sample: April 2024, N=1079. The random sample is representative for adult population of Poland.

Public safety in Poland

At present, 13% of Poles admit having been the victim of a crime in the last five years. Compared to the previous year, this percentage decreased by 4 percentage points, which is primarily the result of a reduced number of reported theft cases.

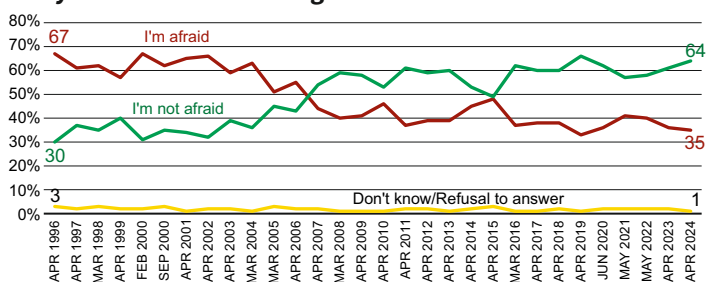
Have any of the following situations happened to you in the last five years? Percentage of affirmative answers.



Compared to last year, the percentage of respondents who fear that they or members of their immediate family may

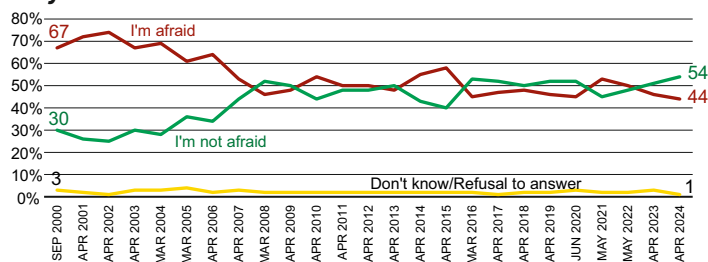
become victims of crime has also decreased. As regards the family, the result is lowest since we started the research, i.e. since 2000.

Are you afraid of becoming a victim of a crime?



Percentages do not add to 100 due to rounding

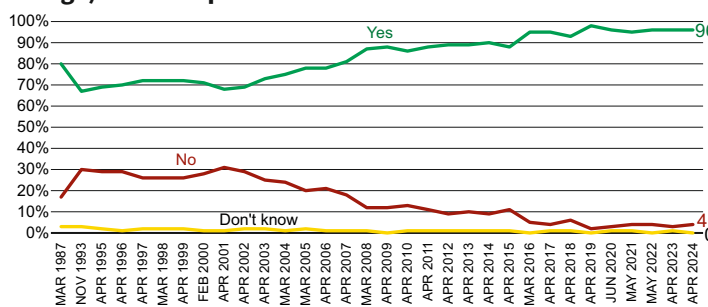
Are you afraid that someone from your immediate family may become a victim of a crime?



Percentages do not add to 100 due to rounding

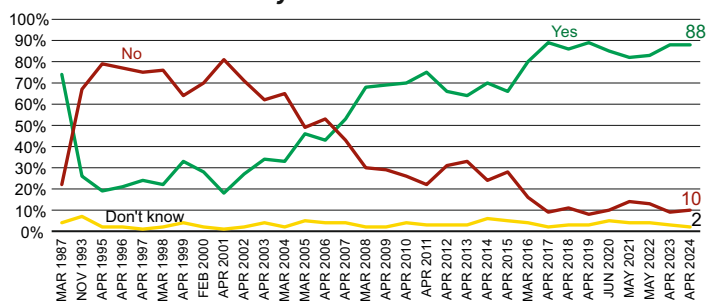
The subjective security in immediate neighbourhood is almost universal. Like a year and two years ago, 96% of respondents said that the place where they live (district, housing estate, village) can be called safe and peaceful. Similarly to last year, 88% of respondents believe that Poland is a safe country to live, although in this case moderately positive opinions prevail (62% moderately agree with such an assessment).

Is the place where you live (district, housing estate, village) safe and peaceful?



Percentages do not add to 100 due to rounding

Is Poland a safe country to live?



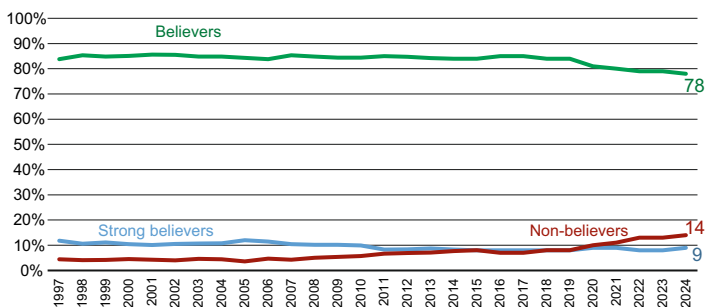
Percentages do not add to 100 due to rounding

More information about this topic can be found in CBOS report in Polish: "Public safety in experiences and evaluations of Polish society", May 2024. Fieldwork dates for the sample: April 2024, N=1079. The random sample is representative for adult population of Poland.

Religiosity in recent decades

From the end of the 1990s to 2019, the percentage of Poles identifying as believers and strong believers exceeded 90% in total. It fell below this threshold in the first year of the pandemic and has been declining visibly since then. This is due to the decreasing percentage of moderate believers, as the share of strong believers has remained at the level of 8% to 9% for the last 15 years. At the same time, the percentage of Poles who are mostly or completely non-believers is growing significantly, from 8% in 2019 to 14% currently.

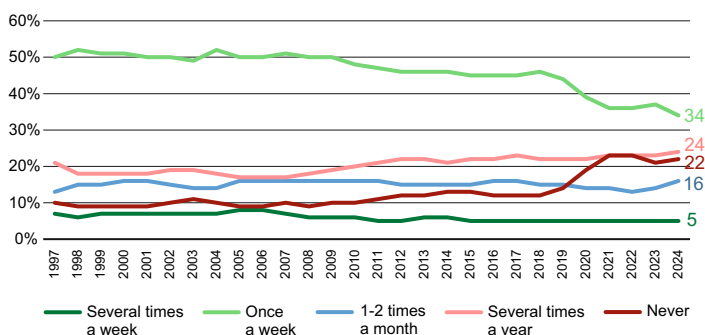
Declared religious faith:



Based on aggregated data from 1997–2024. Data from 2024 come from research carried out from January to April. The "non-believers" comprise respondents who answered "rather non-believer" and "definitely non-believer"

The percentage of people practicing regularly (i.e. once a week) changed very slowly from the late 1990s to 2019. Until 2009, it fluctuated around 50%, and for the next decade it remained at around 45%. After 2019, the share of weekly practitioners decreased more rapidly: at the beginning of the pandemic it was 39% (2020), in 2021–2023 it fluctuated between 36% and 37%, and now it has dropped to 34%. This is the lowest result in the history of our measurements, although it should be remembered that the data for this year only cover the months from January to April.

Participation in religious practices such as Holy Mass, other services or religious meetings



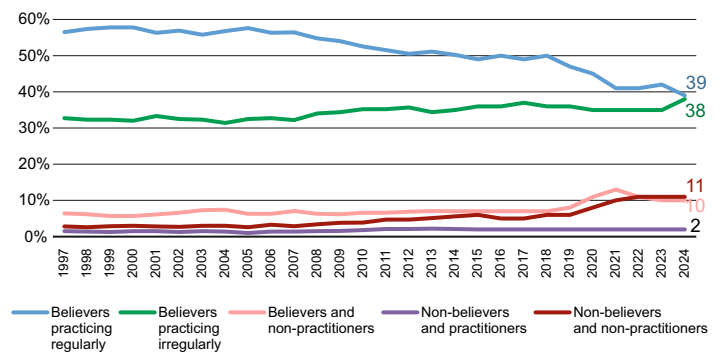
Based on aggregated data from 1997–2024. Data from 2024 come from research carried out from January to April.

A typology of Poles' religiosity emerges from the combination of declarations of faith and religious practices. The majority of respondents are believers and practitioners (regularly or irregularly), and a minority are non-practitioners or non-believers. Analysing the data

from the beginning of the measurements, we can see two periods of stabilization and two periods of decline in religiosity. Until 2005, the share of respondents who believed and practiced was 57% to 58%, and the share of non-believers and non-practitioners was 3%. In the period 2006–2014, the share of the first group decreased to 50%, and the share of the second group increased to 6%. During this time, there was also a slight increase in the number of people who believed and practiced irregularly (from 32% to 35%).

In the years 2015–2018, the sizes of these groups again remained almost unchanged, but recent years have again shown a decline in religious involvement, now more rapidly. The share of believers and regular practitioners dropped in the first year of the pandemic to 45% (down 5 percentage points compared to 2018), and then by another 6 points over a relatively short period, down to 39% now. However, the percentage of believers and non-practitioners increased from 7% throughout almost the entire second decade of the 21st century to 13% in the second year of the pandemic. From 2022 onwards it has been 10% to 11%, which may indicate that this indicator has stabilized. The proportion of non-believers and non-practitioners has more than doubled: from 5% in the years 2011 to 2017 to 11% today. The percentage of non-believers who nevertheless practice religion remains at the constant level of 2%.

Declarations of faith and religious practices.



Based on aggregated data from 1997–2024. Data from 2024 come from research carried out from January to April.

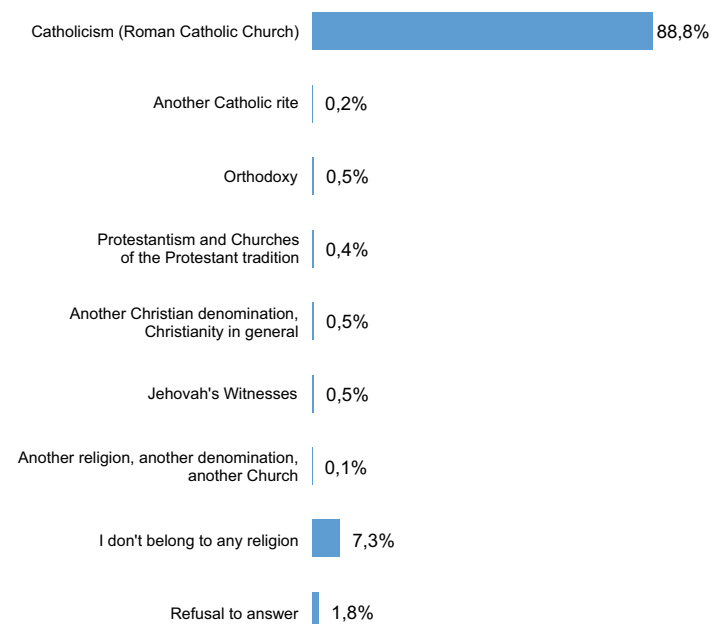
The decline in the level of religiosity, especially in its practice, is uneven: it is fastest among the youngest (aged 18–24), residents of big cities and the better educated. Among the reasons for moving away from the Church, respondents mention primarily the lack of need to practice, indifference or loss of interest. Secondly, they express their critical attitude towards the Church as an institution: they point out its involvement in politics, hypocrisy, outdated teaching, and criticize its representatives, priests and bishops.

Almost nine out of ten adult inhabitants of Poland still declare their affiliation with the Roman Catholic Church (88.8%). The second most frequently chosen answer is not belonging to any religion, selected by 7.3% of

respondents. Almost 2% did not want to state what religion they identify with, and other religions or denominations were chosen by less than 1% of respondents.

What is your confession?

Percentages do not add to 100 due to rounding.



More information about this topic can be found in CBOS report in Polish: "Religiosity in the last decades", May 2024. Fieldwork dates for the sample: April 2024, N=1079. The random sample is representative for adult population of Poland.

Attitude towards the European Green Deal

The European Green Deal is a package of regulations prepared by the European Commission to achieve climate neutrality in the EU by 2050. This program evokes negative associations among the majority of Poles (52%). Among other associations, the "neither positive nor negative" attitude (29%) is more common than unambiguously positive (14%). The vast majority of respondents (81%) are therefore at least sceptical about the idea of the European Green Deal.

What are your associations with the European Green Deal?



Positive associations with the European Green Deal are fostered by interest in politics. Among people who described their interest in this field as very large, this answer was given by 25% of the respondents. On the other hand, farmers are the most sceptical about the Green Deal (84% of negative associations). The left-wing worldview favours a positive (23%) and the right-wing worldview favours a negative (74%) attitude towards the European Green Deal.

We also asked respondents an open question about the associations they had with the European Green Deal. Characteristically, the largest group of people (24%) answered that they associated the Green Deal with agriculture. Statements from this group were often accompanied by the comment that the changes that will take place will be unfavourable for Polish farmers and even that they will lead to the collapse of this industry.

Secondly, with a significantly lower score, there were associations with the natural environment (14%), i.e. those relating to nature, protecting the environment or keeping it clean. They appeared more often among people with higher education, relatively high per capita income and those inclined towards a left-wing worldview.

Further associations were: something suspicious, bad, utopian (13%), restrictions, prohibitions and excessive interference of the European Union in our lives (12%), an increase in energy and food prices and a general deterioration of the economic situation (10%), protests of farmers, miners and representatives of other industries (8%), moving away from coal and fossil fuels (7%), and finally with hope and progress (6%).

More information about this topic can be found in CBOS Flash report in Polish: "Mental associations with the European Green Deal", June 2024. Fieldwork dates for the sample: May 2024, N=1000. The quota sample is representative for adult population of Poland.

For more information on CBOS services and publications please contact:

CBOS

5/7, Świętojerska, 00-236 Warsaw, Poland

Phones: (48) 22 629 35 69, 22 628 37 04 Fax: (48) 22 629 40 89

e-mail: sekretariat@cbos.pl www.cbos.pl

Circulation: 50 copies

CBOS EXPERTISE

in providing professional, accurate and timely research has made us the leading authority in political, social and consumer research in Poland.

All sources must be credited when any part of this publication is reproduced

© COPYRIGHT BY CBOS, 2024